



TOEFL[®] iBT Tips

How to prepare
for the TOEFL iBT.

www.ets.org/toefl



JAPAN PRINCETON
ECONOMICS AUSTRALIA
UNITED STATES PURDUE U
POLITECNICO DI MILANO
HONG KONG LAW
UCLA CANADA
ENGINEERING
ART FRANCE
TEACHING YALE
GERMANY MEDICINE
U OF BRITISH COLUMBIA
MCGILL SINGAPORE
UK U OF TOKYO
KOREA

For the latest information about the TOEFL iBT or to sign up for our mailing list to receive updates, visit www.ets.org/toefl.

Contacts for Test Takers and Parents:

Write to: toefl@ets.org

Call: **+001-609-771-7100** (Outside of the United States, U.S. Territories and Canada)

Call: Toll Free **1-877-863-3546** (Inside the United States, U.S. Territories and Canada)

Contacts for Teachers and Institutions:

Write to: toeflnews@ets.org

Call: **1-609-683-2008**

TOEFL® iBT Tips

TOEFL iBT Tips—from ETS	4
Open More Doors with TOEFL® iBT, the Key to Academic Success. . .	4
Introduction	4
The TOEFL® Test—The Key to Academic Success	4
TOEFL Scores Open More Doors	4
The New TOEFL iBT	4
What’s New About the TOEFL iBT?	5
Why Were Changes Made to the TOEFL Test?	5
About the TOEFL iBT	6
Overview	6
Format	6
Question Types	7
Toolbar	7
A. TOEFL iBT Reading Section	8
Academic Reading Skills	8
Description	8
What is Different?	10
B. TOEFL iBT Listening Section	12
Academic Listening Skills	12
Description	12
What is Different?	15
C. TOEFL iBT Speaking Section	16
Academic Speaking Skills	16
Description	16
Speaking Task Types	18
Independent Speaking	19
Integrated Speaking	19
What is Different?	21
D. TOEFL iBT Writing Section	22
Academic Writing Skills	22
Description	22
Writing Task Types	23
Integrated Writing	24
Independent Writing	25

Contents continued on next page.

What is Different?	25
About Test Scores	26
A. Score Scales	26
B. Rating of Speaking and Writing Responses.	26
Speaking	26
Writing.	26
C. Score Reports.	27
D. Score Requirements	28
General Skill-building Tips	29
A. Reading Tips.	29
B. Listening Tips.	30
C. Speaking Tips.	31
D. Writing Tips	33
Test Preparation Tips	35
Step 1: View all the Test Materials to See What the Test is Like.	35
Step 2: Take an Online Practice Test.	36
Step 3: Practice More on Your Weakest Skills	38
Step 4: Use Proven Test-Taking Strategies	39
Register for the New TOEFL iBT	40
Step 1: Get a Copy of the <i>Information and Registration Bulletin</i>	40
Step 2: Check the TOEFL Website for the List of Test Centers	40
Step 3: Register	40
Questions Frequently Asked by Test Takers	41
General.	41
Rollout	41
Test Delivery	42
Test Registration	42
Test Benefits	42
Test Preparation	43
Appendix.	44
Rubrics for Speaking Section.	44
Rubrics for Writing Section	46
Score Comparisons	48
Speaking Score Comparisons	48
Total Score Comparisons	49
Score Comparisons for Reading	50

Score Comparisons for Listening	51
Score Comparisons for Writing	52
Converting Rubric Scores to Scaled Scores	53
Percentile Data	54
Standard Error of Measurement	54
Contacting ETS	54
Performance Feedback for Test Takers	55

TOEFL® iBT Tips—from ETS

Open More Doors with TOEFL® iBT, the Key to Academic Success

ETS (Educational Testing Service), created this publication. ETS is the nonprofit educational organization in Princeton, New Jersey, USA, that develops and administers the TOEFL® test.

TOEFL® iBT Tips is designed to help English-language learners understand and prepare for the TOEFL® Internet-based test (TOEFL® iBT). As learners prepare for the test, they also build the skills required for academic success. *TOEFL iBT Tips* also supports ESL/EFL instructors and educational advisors as they help students with test preparation.

TOEFL iBT Tips does not replace the *Information and Registration Bulletin* for TOEFL Internet-based testing, which contains information test takers need to register for the test. To download the *Bulletin*, visit the TOEFL website at www.ets.org/toefl or write to TOEFL Services, PO Box 6151, Princeton, NJ, 08541, USA, to receive a copy.

To receive updates, special offers, and discounts on test preparation materials, sign up for the TOEFL mailing list on the TOEFL website at www.ets.org/toefl.

Introduction

The TOEFL Test—The Key to Academic Success

Undergraduate, graduate, and postgraduate programs around the world require students to demonstrate their ability to communicate in English as an entrance requirement.

The TOEFL test gives students the opportunity to prove they can communicate ideas effectively by simulating university classroom and student life communication. The language used in the test reflects real-life English-language usage in university lectures, classes, and laboratories. It is the same language professors use when they discuss coursework or concepts with students. It is the language students use in study groups and everyday university situations, such as buying books at the bookstore. The reading passages are from real textbooks and course materials.

TOEFL Scores Open More Doors

The TOEFL test measures how well students use English, not just their knowledge of the language. Because it is a valid and reliable test with unbiased, objective scoring, the TOEFL test confirms that a student has the English language skills necessary to succeed in an academic setting. That's why it has become the most popular and accessible English-language test in the world. It has been administered more than 20 million times since 1964, and is available in more than 180 countries. It is also the most accepted test in the world. More than 6,000 colleges, universities, and agencies in 110 countries accept TOEFL scores. That means that students have the flexibility to use their TOEFL test scores worldwide.

The New TOEFL iBT

First introduced in 2005, TOEFL iBT is being gradually introduced throughout the world. The paper-based test continues to be offered to supplement the TOEFL iBT test center network and in countries where the TOEFL iBT is not yet available. To view a list of TOEFL test center locations, visit the TOEFL website at www.ets.org/toefl.

What's New About the TOEFL iBT?

- **It tests all four language skills** that effective communication requires: Reading, Listening, Speaking, and Writing. It emphasizes and measures English usage and communication ability in academic settings.
- **A Speaking section has been added.** This section includes six tasks that require test takers to wear headphones and speak into a microphone when they respond. The responses are digitally recorded and sent to ETS's Online Scoring Network. To ensure maximum objectivity and reliability, three to six certified ETS raters evaluate the responses on a scale of 0 to 4. The average rating is then converted to a scaled score of 0 to 30. Raters are constantly monitored every time they score a test to ensure the highest accuracy and quality control possible.
- **The Writing section has been expanded.** The new test requires test takers to write a response to material they have heard and read. In addition, test takers must compose an essay in support of an opinion. Test takers' typed responses to the writing tasks are sent to ETS's Online Scoring Network where two to four raters evaluate the responses on a scale of 0 to 5. The average rating is converted to a scaled score of 0 to 30.
- **Some questions require the test taker to use more than one English-language skill and combine or integrate** information from more than one source, the same way students use English language every day in the classroom. For example, sometimes test takers read a passage, listen to a short lecture about a topic, and then provide a written or spoken response. TOEFL iBT helps test takers prove they can combine their English-language skills to communicate ideas effectively. This ability is the key to academic success.
- **Note taking is allowed.** Test takers can take notes on any section of the test the same way they would in a real college class. Test takers can use the notes when answering test questions. The notes are collected and destroyed before the test takers leave the test center.
- **The new test takes about four hours.** Test takers complete all four sections of the test in one day, eliminating the need to travel to the test center twice.
- **It is delivered on computer via the Internet at secure test centers around the world.**
- **The new scores help explain a test taker's English-language skill level.** ETS provides comprehensive scoring information, including four skill-section scores and a total score. Performance feedback for each skill and level are available on page 56 of this publication and the TOEFL website at www.ets.org/toefl. This feedback helps explain what the new scores mean. Test takers also receive performance feedback on their score reports to support English-language learning. The feedback describes test takers' language proficiency levels and contains advice on how they can improve their language skills in the future.
- **Scores are now reported online.** Test takers can view their scores online 15 business days after the test. They can also choose to receive a copy of their score report by mail. Colleges, universities, and agencies can go online to view the scores of those students who selected them as a score recipient. They also continue to receive scores in paper and electronic formats.

Why Were Changes Made to the TOEFL Test?

- **To assess the ability to communicate successfully in an academic setting.** The new test helps test takers determine their academic readiness. It also helps institutions identify and select students with the English-communication skills required to succeed.
- **To simulate university communication.** The new integrated tasks, which require more than one language skill to complete, reflect the way language is used on campus every day—from the classroom to the bookstore. By simply preparing for the new TOEFL test, students will build the skills they need for academic success.

About the TOEFL iBT

Overview

The new TOEFL iBT consists of four sections: Reading, Listening, Speaking, and Writing. The entire test is about four hours long and all sections are taken on the same day. For a brief comparison of the three versions of the TOEFL test, visit www.ets.org/toefl and download *TOEFL® iBT At a Glance*.

Format

- The new TOEFL iBT is administered via computer from a secure Internet-based testing network.
- Instructions for answering questions are given within each section. There is no computer tutorial.
- TOEFL iBT is not computer-adaptive. Each test taker receives items that cover the full range of ability.
- Test takers can take notes throughout the entire test. At the end of testing, all notes are collected and destroyed at the test center to ensure test security.
- For the Speaking section, test takers wear noise-cancelling headphones and speak into a microphone. Responses are digitally recorded and sent to ETS's Online Scoring Network.
- For the Writing section, test takers must type their responses. The typed responses are sent to ETS's Online Scoring Network.
- Human raters, trained and certified by ETS, rate the Speaking and Writing responses.

The chart below shows the possible number of questions and the timing for each section. The time limit for each section varies according to the number of questions. Every test contains additional questions in the Reading or Listening Section.

The New Test Format

Test Section	Number of Questions	Timing
Reading	3–5 passages, 12–14 questions each	60–100 minutes
Listening	4–6 lectures, 6 questions each 2–3 conversations, 5 questions each	60–90 minutes
Break		10 minutes
Speaking	6 tasks: 2 independent and 4 integrated	20 minutes
Writing	1 integrated task 1 independent task	20 minutes 30 minutes

Question Types

The TOEFL iBT features many of the question types used on the computer-based test. New questions involve integrated (combined) language skills and require test takers to:

- read, listen, and then speak in response to a question
- listen and then speak in response to a question
- read, listen, and then write in response to a question

These new questions measure the student’s ability to use English to communicate effectively and determine if they have the language skills needed for academic success.

Toolbar

The toolbar in each section allows test takers to navigate through the test with ease. The following are examples of testing tools from the Listening and Reading sections of the new test. The section is always found in the upper left-hand corner of the toolbar.

This is what the toolbar looks like in the Listening section.



- Test takers always know what question they are answering and how much time is left in the section. It is possible to hide this clock at any time by clicking on **Hide Time**.
- **Volume** enables test takers to adjust the volume of the Listening material.
- **Help** gives test takers a way to get relevant help. When test takers use the **Help** feature, the clock does not stop.
- **Next** allows test takers to proceed to the next question.
- Once test takers click on **Next**, they can confirm their answers by clicking on **OK**. In the Listening section, test takers cannot see a question again once they click on **OK**.

The toolbar for the Reading section has some unique features.



- Test takers can view the entire passage when answering questions. For some questions, they need to click **View Text** to see the entire reading passage.
- They can view all of their answers by clicking on **Review**. This allows them to return to any other question and change their answers. They can also see which questions they have skipped and still need to answer.
- In the Reading section, test takers can also click on **Back** at any time to return to the previous question.

A. TOEFL iBT Reading Section

Academic Reading Skills

The Reading section measures the test taker's ability to understand university-level academic texts and passages. In many academic settings around the world, students are expected to read and understand information from textbooks and other academic materials written in English. The following are three purposes for academic reading:

Reading to find information

- effectively scanning text for key facts and important information
- increasing reading fluency and rate

Basic comprehension

- understanding the general topic or main idea, major points, important facts and details, vocabulary in context, and pronoun references¹
- making inferences² about what is implied in a passage

Reading to learn

- recognizing the organization and purpose of a passage
- understanding relationships between ideas
- organizing information into a category chart or a summary in order to recall major points and important details
- inferring how ideas throughout the passage connect

Description

Reading Section Format

Length of Passage	Number of Passages and Questions	Timing
Approximately 700 words	3–5 passages 12–14 questions per passage	60–100 minutes

Reading passages: The TOEFL iBT uses reading passages from university-level textbooks that introduce a discipline or topic. The excerpts are changed as little as possible so the TOEFL iBT can measure how well students can read academic material.

The passages cover a variety of different subjects. Test takers should not be concerned if they are unfamiliar with a topic. The passage contains all the information needed to answer the questions.

All passages are classified into three basic categories:

- Exposition³
- Argumentation⁴
- Historical

¹ **Pronoun references**—The nouns that pronouns refer to in a passage

² **Make an inference**—To comprehend an argument or an idea that is strongly suggested, but not explicitly stated in a passage

³ **Exposition**—Material that provides an explanation of a topic

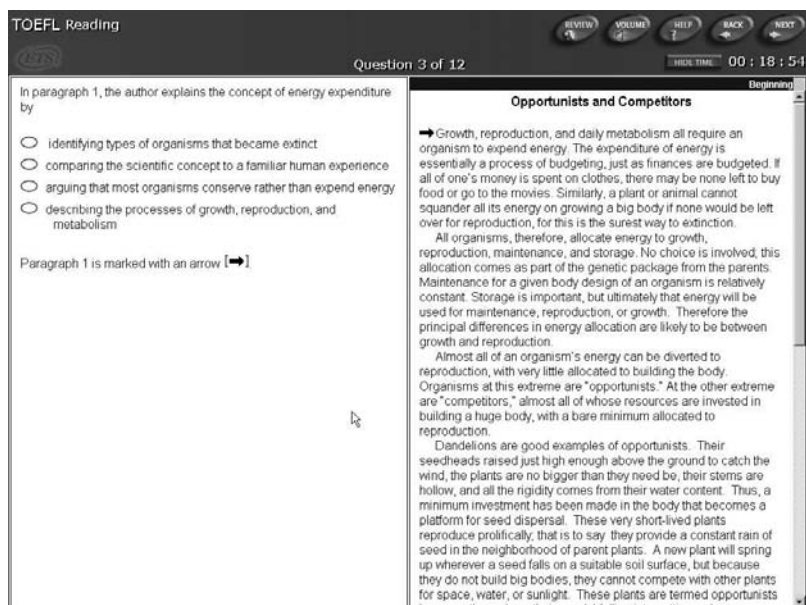
⁴ **Argumentation**—Material that presents a point of view about a topic and provides evidence to support it

Often, passages present information about the topic from more than one perspective or point of view. This is something test takers should note as they read. Usually, they are asked at least one question that allows them to demonstrate that they understood the general organization of the passage. Common organization types that test takers should be able to recognize are:

- classification
- compare/contrast
- cause/effect
- problem/solution

Test takers must read through or scroll to the end of each passage before receiving questions on that passage. Once the questions appear, the passage appears on the right side of the computer screen. The questions are on the left. (See the illustration that follows.)

Test takers do **not** need any special background knowledge to answer the questions in the Reading section correctly, but the definition of difficult words or phrases in the passage may be provided. If test takers click on the word, a definition appears in the lower left part of the screen.



The 60 to 100 minutes allotted for this section include time for reading the passages and answering the questions.

Reading Question Formats

There are three question formats in the Reading section:

- questions with four choices and a single answer in traditional multiple-choice format
- questions with four choices and a single answer that ask test takers to “insert a sentence” where it fits best in a passage
- new “reading to learn” questions with more than four choices and more than one possible correct answer. (See page 10.)

What is Different?

- **Reading to learn questions**

These questions test the student's ability to recognize how the passage is organized and understand the relationships among facts and ideas in different parts of the passage. Test takers sort information and place the text options provided into a **category chart** or **summary**. The summary questions are worth up to 2 points each. The chart questions are worth up to 3 points if there are five options presented, and up to 4 points if there are seven options presented. Partial credit is given in this question format.

- **Paraphrase questions**

Questions in this category are in multiple-choice format. They test the student's ability to select the answer choice that most accurately paraphrases a sentence from the passage.

- **Glossary feature**

Test takers can now click on some special purpose words and phrases in the reading passages to view a definition or explanation of the term. In the example below, test takers can click on the word "shamans" to view its definition.

The screenshot shows the TOEFL Reading interface. At the top, it says "TOEFL Reading" and "Question 3 of 12". There are navigation buttons for REVIEW, VOLUME, HELP, BACK, and NEXT. A timer shows "REMAINING TIME: 00 : 18 : 54".

The question asks: "According to paragraph 5, why do some scholars refer to a trance state to help understand the cave paintings?"

Four multiple-choice options are listed:

- To explain the state of consciousness the artists were in when they painted their pictures
- To demonstrate the mythical significance of the strange geometric shapes
- To indicate that trance states were often associated with activities that took place inside caves
- To give a possible reason for the strange appearance of the men painted on the cave walls

Paragraph 5 is marked with an arrow (→).

A "Glossary" pop-up window is open, showing the definition: "shamans: holy people who act as healers and diviners".

The right side of the interface shows the beginning of paragraph 5, which discusses different theories about the purpose of cave paintings, including the idea of shamans.

Reading to Learn—Category Chart Question Example

TOEFL Reading VIEW TEXT REVIEW VOLUME HELP BACK NEXT

Question 12 of 12 HIDE TIME 00 : 17 : 20

Directions: Select the appropriate phrases from the answer choices and match them to the type of organism to which they relate. TWO of the answer choices will NOT be used. **This question is worth 4 points.**

Drag your answer choices to the spaces where they belong. To review the passage, click on **View Text**.

Answer Choices		Opportunists
Vary frequently the amount of energy they spend in body maintenance	•	
Have mechanisms for protecting themselves from predation	•	
Succeed in locations where other organisms have been removed	•	
Have relatively short life spans	•	
Invest energy in the growth of large, strong structures	•	
Have populations that are unstable in response to climate conditions	•	
Can rarely find suitable soil for reproduction	•	Competitors
Produce individuals that can withstand changes in the environmental conditions	•	
Reproduce in large numbers	•	
	•	

Reading to Learn—Summary Question Example

TOEFL Reading VIEW TEXT REVIEW VOLUME HELP BACK NEXT

Question 12 of 12 HIDE TIME 00 : 17 : 20

Directions: An introductory sentence for a brief summary of the passage is provided below. Complete the summary by selecting the THREE answer choices that express the most important ideas in the passage. Some sentences do not belong in the summary because they express ideas that are not presented in the passage or are minor ideas in the passage. **This question is worth 2 points.**

Drag your answer choices to the spaces where they belong. To review the passage, click on **View Text**.

Scholars have wondered about the meaning of the subjects, location, and overpainting of Lascaux cave images.

•

•

•

Answer Choices

<p>The paintings may have recorded information about animal migrations, and may only have been useful for one migration at a time.</p> <p>The human figures represented in the paintings appear to be less carefully shaped than those of animals.</p> <p>It is possible that the animals in the paintings were of mythical significance to the tribe, and the paintings reflected an important spiritual practice.</p>	<p>Unlike painters of the recently discovered paintings, other Lascaux cave painters usually painted on rocks near cave entrances or in open spaces outside the caves.</p> <p>Some scholars believe that the paintings motivated hunters by allowing them to picture a successful hunt.</p> <p>Scientific analysis suggests that paintings were sprayed onto the rock walls with tubes made from animal bones.</p>
---	--

B. TOEFL iBT Listening Section

Academic Listening Skills

The Listening section measures the test taker's ability to understand spoken English. In academic settings, students must be able to listen to lectures and conversations. Academic listening is typically done for one of the three following purposes:

Listening for basic comprehension

- comprehend the main idea, major points, and important details related to the main idea (Note: comprehension of **all** details is not necessary.)

Listening for pragmatic understanding

- recognize a speaker's attitude and degree of certainty
- recognize a speaker's function or purpose

Connecting and synthesizing⁵ information

- recognize the organization of information presented
- understand the relationships between ideas presented (for example, compare/contrast, cause/effect, or steps in a process)
- make inferences⁶ and draw conclusions based on what is implied in the material
- make connections among pieces of information in a conversation or lecture
- recognize topic changes (for example, digressions⁷ and aside statements⁸) in lectures and conversations, and recognize introductions and conclusions in lectures

Description

Listening material in the new test includes academic lectures and long conversations in which the speech sounds very natural. Test takers can take notes on any listening material throughout the entire test.

Listening Section Format

Listening Material	Number of Questions	Timing
4–6 lectures, 3–5 minutes long each, about 500–800 words	6 questions per lecture	60–90 minutes
2–3 conversations, about 3 minutes long, about 12–25 exchanges	5 questions per conversation	60–90 minutes

⁵ **Synthesize**—To combine information from two or more sources

⁶ **Make an inference**—To comprehend an argument or an idea that is strongly suggested, but not explicitly stated in a passage

⁷ **Digressions**—Side comments in which the speaker briefly moves away from the main topic and then returns

⁸ **Aside statements**—Comments that are relevant to the main theme, but interrupt the flow of information or ideas (Example: "Pay attention now, this will be on the test.")

Academic Lectures

The lectures in the TOEFL iBT reflect the kind of listening and speaking that occurs in the classroom. In some of the lectures, the professor does all or almost all of the talking, with an occasional comment by a student. In other lectures, the professor may engage the students in discussion by asking questions that are answered by the students. The pictures that accompany the lecture help the test taker know whether one or several people will be speaking.

A Lecture Where the Professor Is the Only Speaker



A Lecture Where the Professor and the Students Both Speak



Conversations in an Academic Setting

The conversations on the TOEFL iBT may take place during an office meeting with a professor or teaching assistant, or during a service encounter with university staff. The contents of the office conversations are generally academic in nature or related to course requirements. Service encounters could involve conversations about a housing payment, registering for a class, or requesting information at the library.

Pictures on the computer screen help test takers imagine the setting and the roles of the speakers.

Conversation Example



Listening Question Formats

After the listening material is played, test takers both see and hear each question before they see the answer choices. This encourages them to listen for main ideas.

There are four question formats in the Listening section:

- traditional multiple-choice questions with four answer choices and a single correct answer
- multiple-choice questions with more than one answer (e.g., two answers out of four or more choices)
- questions that require test takers to order events or steps in a process
- questions that require test takers to match objects or text to categories in a chart

Chart Question Example

TOEFL Listening

Question 13 of 17

HIDE TIME 00 : 28 : 42

In the lecture, the professor describes the steps in AHP. Indicate whether each of the following is a step in the process.

Click in the correct box for each phrase.

	Yes	No
Establish the goal		<input type="checkbox"/>
List alternative courses of action		
Select key criteria and subcriteria		
Make pairwise comparisons		
Revise the goal based on choices		

What is Different?

- Note taking is allowed. After testing, notes are collected and destroyed before the test takers leave the test center for test security purposes.
- Conversations and lectures are longer, and the language sounds more natural.
- A new multiple-choice question measures understanding of a speaker's attitude, degree of certainty, or purpose. These questions require test takers to listen for voice tones and other cues, and determine how speakers feel about the topic they are discussing.
- In some questions, a portion of the lecture or conversation is replayed so test takers do not need to rely on memory of what was said.

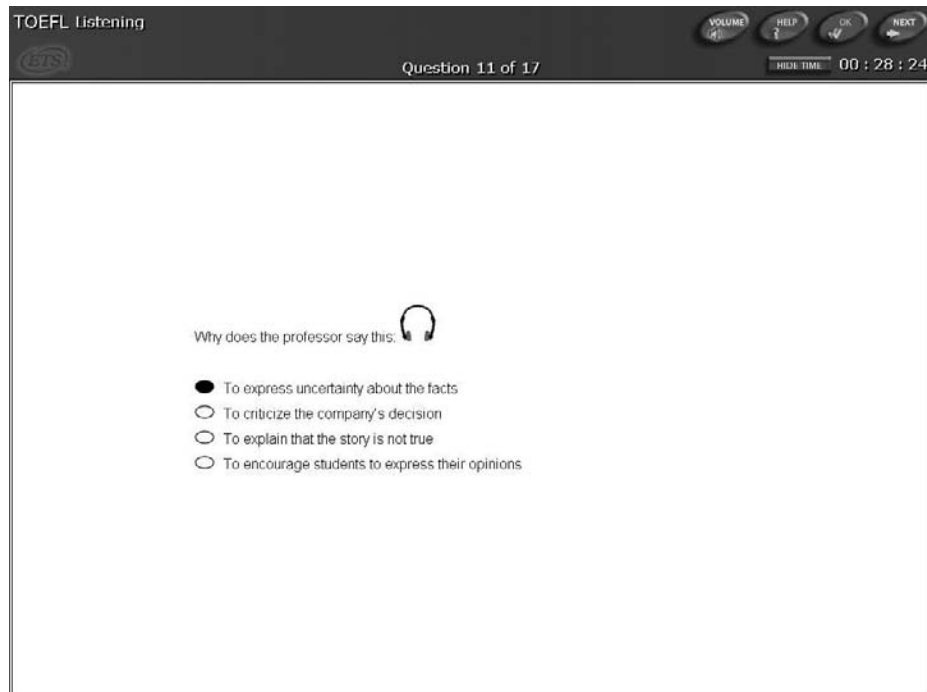
In the replay format, test takers listen to part of the conversation or lecture again and then answer a question. Sometimes the question repeats a portion of the listening material again, as indicated by the headphones icon in the example on page 16.

TOEFL Listening

Question 11 of 17

HIDE TIME 00 : 28 : 27

Listen again to part of the lecture.
Then answer the question.



This is an example of a new type of question that measures the comprehension of a speaker's purpose.

C. TOEFL iBT Speaking Section

Academic Speaking Skills

Students should be able to speak successfully in and outside the classroom. The Speaking section measures the test taker's ability to speak effectively in academic settings.

In classrooms, students must:

- respond to questions
- participate in academic discussions with other students
- synthesize⁹ and summarize what they have read in their textbooks and heard in class
- express their views on topics under discussion

Outside of the classroom, students must:

- participate in casual conversations
- express their opinions
- communicate with people in such places as the bookstore, the library, and the housing office

Description


The Speaking section is approximately 20 minutes long and includes six tasks.

- The first two tasks are **independent speaking tasks** on topics familiar to test takers. They ask test takers to draw upon their own ideas, opinions, and experiences when responding. (However, test takers can respond with any idea, opinion, or experience relevant to completing the task.)

⁹ **Synthesize**—To combine information from two or more sources

- The remaining four tasks are **integrated tasks** where test takers must use more than one skill when responding. Test takers first read and listen, and then speak in response. They can take notes and use those notes when responding to the speaking tasks. At least one requires test takers to relate the information from the reading and the listening material.

Like all the other sections of the TOEFL iBT, the Speaking section is delivered via computer. For all speaking tasks, test takers use headsets with a microphone. Test takers speak into the microphone to record their responses. Responses are digitally recorded and sent to ETS's Online Scoring Network where they are scored by certified raters.

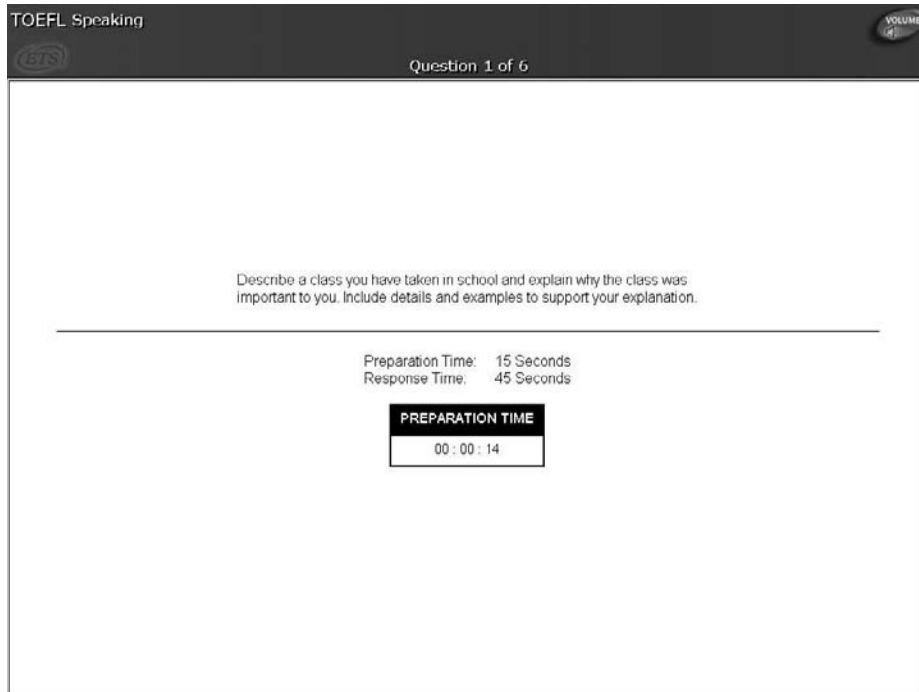


Speaking Task Types

Task Type	Task Description	Timing
Independent Tasks		
1. Personal Preference	This question asks the test taker to express and defend a personal choice from a given category—for example, important people, places, events or activities that the test taker enjoys.	Preparation time: 15 seconds Response time: 45 seconds
2. Choice	This question asks the test taker to make and defend a personal choice between two contrasting behaviors or courses of action.	Preparation time: 15 seconds Response time: 45 seconds
Integrated Tasks		
Read/Listen/Speak		
3. Campus Situation Topic: Fit and Explain	<ul style="list-style-type: none"> A reading passage (75–100 words) presents a campus-related issue. A listening passage (60–80 seconds, 150–180 words) comments on the issue in the reading passage. The question asks the test taker to summarize the speaker’s opinion within the context of the reading passage. 	Preparation time: 30 seconds Response time: 60 seconds
4. Academic Course Topic: General/ Specific	<ul style="list-style-type: none"> A reading passage (75–100 words) broadly defines a term, process, or idea from an academic subject. An excerpt from a lecture (60–90 seconds; 150–220 words) provides examples and specific information to illustrate the term, process, or idea from the reading passage. The question asks the test taker to combine and convey important information from the reading passage and the lecture excerpt. 	Preparation time: 30 seconds Response time: 60 seconds
Listen/Speak		
5. Campus Situation Topic: Problem/ Solution	<ul style="list-style-type: none"> The listening passage (60–90 seconds; 180–220 words) is a conversation about a student-related problem and two possible solutions. The question asks the test taker to demonstrate an understanding of the problem and to express an opinion about solving the problem. 	Preparation time: 20 seconds Response time: 60 seconds
6. Academic Course Topic: Summary	<ul style="list-style-type: none"> The listening passage is an excerpt from a lecture (90–120 seconds; 230–280 words) that explains a term or concept and gives concrete examples to illustrate that term or concept. The question asks the test taker to summarize the lecture and demonstrate an understanding of the relationship between the examples and the overall topic. 	Preparation time: 20 seconds Response time: 60 seconds
TOTAL		20 minutes

Independent Speaking

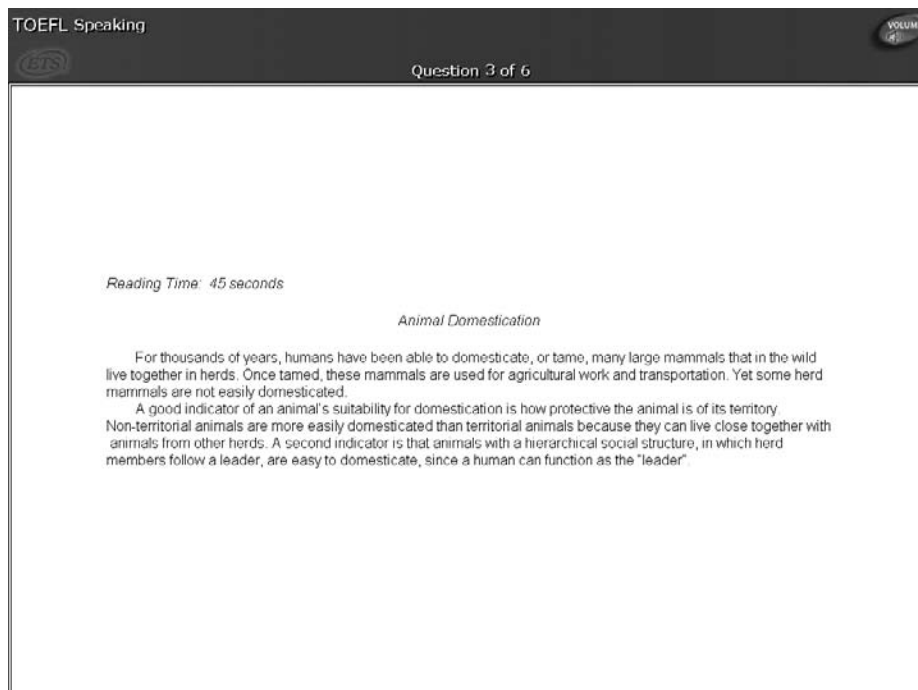
A single question that appears on the screen is read aloud by the narrator. Test takers have 15 seconds to prepare an answer, and have 45 seconds to respond. A clock shows the remaining time for preparation and response.



Integrated Speaking—Read/Listen/Speak

Test takers read a passage on a given topic and then listen to a speaker talk about the same topic. A question appears on the screen and is read aloud by the narrator. Test takers have 30 seconds to prepare their response. They have 60 seconds to respond by synthesizing and summarizing the information they have read and heard.

Sample Reading Passage from an Ecology Class



Sample Lecture from the Same Ecology Class



Test takers are asked to briefly synthesize and summarize the information from the reading and listening material.

TOEFL Speaking

ETS

Question 3 of 6

VOLUME

The professor describes the behavior of horses and antelope in herds.
Explain how their behavior is related to their suitability for domestication.

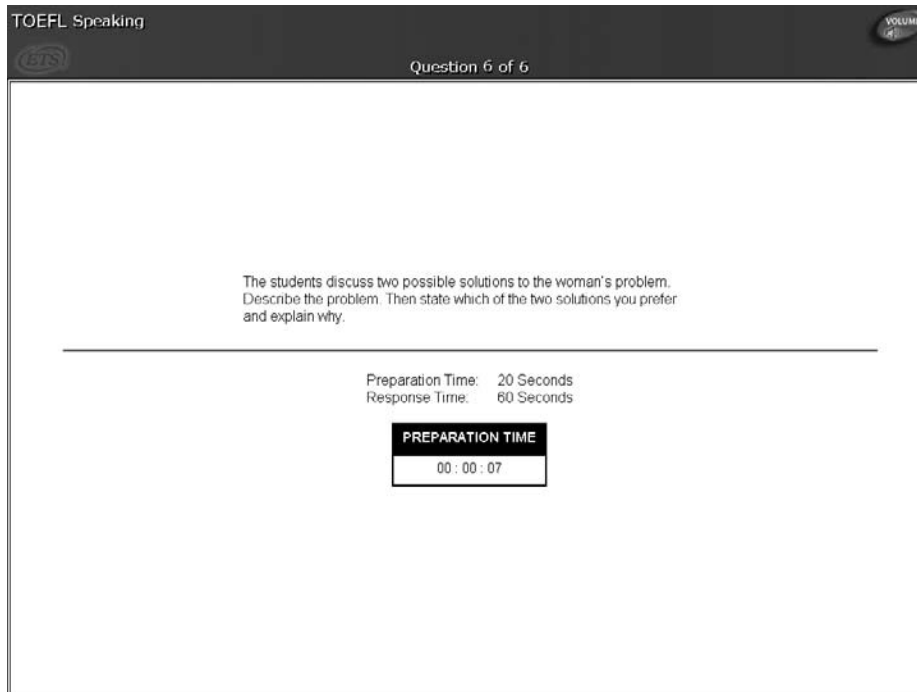
Preparation Time: 30 Seconds
Response Time: 60 Seconds

PREPARATION TIME

00:00:21

Integrated Speaking—Listen/Speak

Test takers listen to part of a conversation or lecture. They are asked to briefly summarize the information from the listening material. For some tasks, they may be asked to summarize the information and express an opinion about it.



What is Different?

The entire section is new because there is no Speaking section on the paper-based or computer-based TOEFL test.

D. TOEFL iBT Writing Section

Academic Writing Skills

In all academic situations where writing in English is required, students must be able to present their ideas in a clear, well-organized manner. The Writing section measures a test taker's ability to write in an academic setting.

- Often students need to write a paper or an essay response on an exam about what they are learning in their classes. This requires combining information they have heard in class lectures with what they have read in textbooks or other materials. This type of writing can be referred to as **integrated writing**. In this type of writing, students must:
 - take notes on what they hear and read, and use them to organize information before writing
 - summarize, paraphrase, and cite information from the source material accurately
 - write about the ways the information they heard relates to the information they read

For example, in an academic course, a student might be asked to compare and contrast the points of view expressed by the professor in class with those expressed by an author in the assigned reading material. The student must successfully draw information from each source to explain the contrast.

- Students must also write essays that express and support their opinions. In this type of writing, known as **independent writing**, students express an opinion and support it based on their own knowledge and experience.

For example, students may be asked to write an essay about a controversial issue. The students use past, personal experience to support their position.

In all types of writing, it is helpful for students to:

- identify one main idea and some major points that support it
- plan how to organize the essay (e.g., with an outline)
- develop the essay by using reasons, examples, and detail
- express information in an organized manner
- use effective linking words (transitional phrases) to connect ideas and help the reader understand the flow of ideas
- use a range of grammar and vocabulary for effective expression
- use grammar and vocabulary accurately; use idiomatic expressions appropriately
- follow the conventions of spelling, punctuation, and layout

Description

The total time for the Writing section is 50 minutes. Test takers write their responses to two writing tasks (see page 23). Responses are typed into the computer and sent to ETS's Online Scoring Network where they are scored by certified raters.

Writing Task Types

Task Type	Task Description
<p>Task 1: Integrated Writing Task Read/Listen/Write</p>	<ul style="list-style-type: none"> • Test takers read a short text of about 230–300 words (reading time, 3 minutes) on an academic topic. • Test takers may take notes on the reading passage. • The reading passage disappears from the screen during the lecture that follows. It reappears when test takers begin writing so they can refer to it as they work. • Test takers listen to a speaker discuss the same topic from a different perspective. The listening passage is about 230–300 words long (listening time, 2 minutes). • The listening passage provides additional information that relates to points made in the reading passage. Test takers may take notes on the listening passage. • Test takers write a summary in connected English prose of important points made in the listening passage, and explain how these relate to the key points of the reading passage. Suggested response length is 150–225 words; however, there is no penalty for writing more as long as it is in response to the task presented.
<p>Task 2: Independent Writing Writing from Experience and Knowledge</p> <p>NOTE: This is the same type of task on the computer-based TOEFL and the <i>Test of Written English</i>[™] (TWE[®]).</p>	<ul style="list-style-type: none"> • Test takers write an essay that states, explains, and supports their opinion on an issue. An effective essay will usually contain a minimum of 300 words; however, test takers may write more if they wish. • Test takers must support their opinions or choices, rather than simply list personal preferences or choices. • Typical essay questions begin with statements such as: <ul style="list-style-type: none"> - Do you agree or disagree with the following statement? Use reasons and specific details to support your answer. - Some people believe X. Other people believe Y. Which of these two positions do you prefer/agree with? Give reasons and specific details.

Integrated Writing—Read/Listen/Write Example from a Business Class

TOEFL Writing

Question 1 of 2

HIDE TIME 00 : 02 : 59

VOLUME HELP NEXT

In many organizations, perhaps the best way to approach certain new projects is to assemble a group of people into a team. Having a team of people attack a project offers several advantages. First of all, a group of people has a wider range of knowledge, expertise, and skills than any single individual is likely to possess. Also, because of the numbers of people involved and the greater resources they possess, a group can work more quickly in response to the task assigned to it and can come up with highly creative solutions to problems and issues. Sometimes these creative solutions come about because a group is more likely to make risky decisions that an individual might not undertake. This is because the group spreads responsibility for a decision to all the members and thus no single individual can be held accountable if the decision turns out to be wrong.

Taking part in a group process can be very rewarding for members of the team. Team members who have a voice in making a decision will no doubt feel better about carrying out the work that is entailed by that decision than they might doing work that is imposed on them by others. Also, the individual team member has a much better chance to

"shine," to get his or her contributions and ideas not only recognized but recognized as highly significant, because a team's overall results can be more far-reaching and have greater impact than what might have otherwise been possible for the person to accomplish or contribute working alone.

TOEFL Writing

Question 1 of 2

HIDE TIME 00 : 19 : 53

VOLUME HELP NEXT



TOEFL Writing

Question 1 of 2

HIDE TIME 00 : 19 : 53

VOLUME HELP NEXT

Directions: You have 20 minutes to plan and write your response. Your response will be judged on the basis of the quality of your writing and on how well your response presents the points in the lecture and their relationship to the reading passage. Typically, an effective response will be 150 to 225 words.

Question: Summarize the points made in the lecture you just heard, explaining how they cast doubt on points made in the reading.

In many organizations, perhaps the best way to approach certain new projects is to assemble a group of people into a team. Having a team of people attack a project offers several advantages. First of all, a group of people has a wider range of knowledge, expertise, and skills than any single individual is likely to possess. Also, because of the numbers of people involved and the greater resources they possess, a group can work more quickly in response to the task assigned to it and can come up with highly creative solutions to problems and issues. Sometimes these creative solutions come about because a group is more likely to make risky decisions that an individual might not undertake. This is because the group spreads responsibility for a decision to all the members and thus no single individual can be held accountable if the decision turns out to be wrong.

Taking part in a group process can be very rewarding for members of the team. Team members who have a voice in making a decision will no doubt feel better about carrying out the work that is entailed by that decision than they might doing work that is imposed on them by others. Also, the individual team member has a much better chance to "shine," to get his or her contributions and ideas not only recognized but recognized as highly significant, because a team's overall results can be more far-reaching and have greater impact than what might have otherwise been possible for the person to accomplish or contribute working alone.

Cut Paste Undo Redo Hide Word Count 0

I think that

Independent Writing

The screenshot displays the TOEFL Writing interface. At the top, it says "TOEFL Writing" and "Question 2 of 2". There are buttons for "VOLUME", "HELP", and "NEXT". A timer shows "HIDE TIME 00:29:56". Below the header, there are buttons for "Cut", "Paste", "Undo", "Redo", and "Hide Word Count 0". The main content area contains the following text:

Directions: Read the question below. You have 30 minutes to plan, write, and revise your essay. Typically, an effective response will contain a minimum of 300 words.

Question:

Do you agree or disagree with the following statement?

Always telling the truth is the most important consideration in any relationship between people.

Use specific reasons and examples to support your answer.

What is Different?

- There are two writing tasks as opposed to a single essay.
- There is a new, integrated writing task.
- The independent writing task is similar to the computer-based TOEFL test (CBT) essay and the *Test of Written English*[™] (TWE[®]), which is administered with the paper-based TOEFL test.
- Typing is now required. (The vast majority of test takers on the computer-based TOEFL test chose to type their essays.)

About Test Scores

A. Score Scales

Because TOEFL iBT is significantly different from the previous version of the test, the score scale is also different. The TOEFL iBT provides scores in four skill areas:

Listening	0–30
Reading	0–30
Speaking	0–30
Writing	0–30
Total Score	0–120

The total score is the sum of the four skill scores.

B. Rating of Speaking and Writing Responses

Speaking

Responses to all six Speaking tasks are digitally recorded and sent to ETS's Online Scoring Network. The responses from each test taker are scored by 3 to 6 different certified raters. The response for each task is rated on a scale of 0 to 4 according to the Rubrics on pages 44 and 45. The average of all six ratings is converted to a scaled score of 0 to 30.

Raters listen for the following features in test taker responses:

- **Delivery:** How clear was the speech? Good responses are fluid and clear, with good pronunciation, natural pacing, and natural-sounding intonation patterns.
- **Language use:** How effectively does the test taker use grammar and vocabulary to convey their ideas? Raters determine the test taker's ability to control both basic and more complex language structures, and use appropriate vocabulary.
- **Topic development:** How fully do test takers answer the question and how coherently do they present their ideas? How well did the test taker synthesize and summarize the information in the integrated tasks? Good responses generally use all or most of the time allotted, and the relationship between ideas and the progression from one idea to the next is clear and easy to follow.

It is important to note that raters do not expect test takers' responses to be perfect. Even high-scoring responses may contain occasional errors and minor problems in any of the three areas described above.

Writing

Responses to all writing tasks also are sent to ETS's Online Scoring Network. The responses are rated by 2 to 4 certified raters on a score scale of 0 to 5 according to the Rubrics on pages 46 and 47. The average of the scores on the two writing tasks is converted to a scaled score of 0 to 30.

- The response to the integrated writing task is scored on the quality of writing (organization, appropriate and precise use of grammar and vocabulary) and the completeness and accuracy of the content.
- The independent writing essay is scored on the overall quality of the writing: development, organization, and appropriate and precise use of grammar and vocabulary.

It is important to note that the raters recognize the responses are first drafts. They do not expect test takers to produce a well-researched, comprehensive essay. For that reason, test takers can earn a high score with a response that contains some errors.

C. Score Reports

The new score reports now provide better information than ever about a student’s readiness to participate and succeed in academic studies in an English-speaking setting. Score reports include:

- four skill scores
- total score

Scores are reported online 15 business days after the test. Test takers can view their scores online free of charge. Colleges, universities, and agencies can also view scores online when examinees have selected them as a score recipient. Paper copies of score reports will be mailed shortly after the scores are posted online. Score reports also include performance feedback that indicates whether their performance was high, medium, or low, and describes what test takers in these score ranges know and can do with the English language. In the future, performance feedback will also include suggestions for improvement.

		Test Date: 22 Oct 2005													
Internet-based Test Official Score Report for the Test of English as a Foreign Language		Inst. Code: 0802													
Registration Number: 4234 5078 9123 4567		Inst. Description:													
Name: Tanaka, Miki		Inst. Description:													
Gender: Female	Native Country: Japan														
Date of Birth: 10 May 1987	Native Language: Japanese														
TANAKA, MIKI 1A 23-4 BCD567 EP891 #0813 ED MNL0PQ 234 JAPAN		<h1>SAMPLE ONLY</h1>													
		<table border="1"> <thead> <tr> <th colspan="2">TOEFL SCALED SCORES</th> </tr> </thead> <tbody> <tr> <td>Reading</td> <td>17</td> </tr> <tr> <td>Listening</td> <td>17</td> </tr> <tr> <td>Speaking</td> <td>14</td> </tr> <tr> <td>Writing</td> <td>11</td> </tr> <tr> <td>Total Score</td> <td>65</td> </tr> </tbody> </table>		TOEFL SCALED SCORES		Reading	17	Listening	17	Speaking	14	Writing	11	Total Score	65
TOEFL SCALED SCORES															
Reading	17														
Listening	17														
Speaking	14														
Writing	11														
Total Score	65														
The face of this document has a multicolored background - not a white background. 00															
INFORMATION ABOUT TOEFL INTERNET-BASED SCORES Four section scaled scores and a total score are reported for the TOEFL iBT. A total score is not reported when one or more sections have not been administered. These scores have the following ranges.		INTERPRETIVE INFORMATION Individuals responsible for evaluating scores should refer to the TOEFL iBT Score User Guide, which can be downloaded from the Academic Institutions section of the TOEFL Web site at www.ets.org/toefl . It is also available upon request from the TOEFL Program Office, PO box 6155, Princeton, NJ 08541-6155 USA.													
<table border="1"> <thead> <tr> <th>Sections</th> <th>Scaled Score</th> </tr> </thead> <tbody> <tr> <td>Reading</td> <td>0-30</td> </tr> <tr> <td>Listening</td> <td>0-30</td> </tr> <tr> <td>Speaking</td> <td>0-30</td> </tr> <tr> <td>Writing</td> <td>0-30</td> </tr> <tr> <td>Total Score</td> <td>0-120</td> </tr> </tbody> </table>	Sections	Scaled Score	Reading	0-30	Listening	0-30	Speaking	0-30	Writing	0-30	Total Score	0-120	TEST DATE Because English proficiency can change considerably in a relatively short period, please note the date on which the test was taken. Scores more than two years old cannot be reported or validated.		
Sections	Scaled Score														
Reading	0-30														
Listening	0-30														
Speaking	0-30														
Writing	0-30														
Total Score	0-120														
Further information about TOEFL iBT scores is in the Academic Institutions section of the TOEFL Web site at www.ets.org/toefl .															
IMPORTANT MESSAGE TO SCORE RECIPIENTS: This report of TOEFL test scores is valid ONLY if received directly from ETS. Photocopies should never be accepted.															
TOEFL scores are confidential and should not be released by the recipient without written permission from the test taker. All staff with access to score records should be advised of their confidential nature.															
If you have any reason to believe that someone has tampered with this score report, please call the TOEFL Score Verification Service at 1-800-227-9547 or 008-771-7100. Scores more than two years old cannot be reported or validated.															
<p> Copyright © 2005 by Educational Testing Service. All rights reserved. ETS, EDUCATIONAL TESTING SERVICE, the ETS logo, and TOEFL are registered trademarks of Educational Testing Service. Other products and service mentioned herein may be trademarks of their respective owners. </p>															

D. Score Requirements

Each institution sets its own requirements for TOEFL iBT scores. Test takers should consult their target institutions to determine their specific TOEFL iBT score requirements. A list of colleges, universities, and agencies that accept TOEFL scores, and a list of institutional score requirements reported to ETS can be obtained at www.ets.org/toefl.

The comparison tables on pages 49–52 explain how scores on the TOEFL iBT compare with those on the computer-based and paper-based tests. The comparison tables can also be downloaded from the TOEFL website.

General Skill-Building Tips

The best way for English-language learners to develop the skills measured by the TOEFL iBT is to enroll in an English-language learning program that provides instruction in:

- reading, speaking, listening, and writing skills, with an emphasis on speaking
- integrated skills approach (e.g., instruction that builds skills in listening/reading/speaking, listening/reading/writing)

In addition to the advice for improvement listed on pages 56 to 69, ETS has created the following tips for students, but they also contain information useful to teachers.

A. Reading Tips

English-language learners can improve their reading skills by reading regularly, especially university textbooks or other materials that cover a variety of subject areas (e.g., sciences, social sciences, arts, business, etc.) and are written in an academic style. A wide variety of academic texts are available on the Internet as well as in magazines and journals.

Reading to Find Information

- Scan passages to find and highlight key facts (dates, numbers, terms) and information.
- Practice frequently to increase reading rate and fluency.

Reading for Basic Comprehension

- Increase vocabulary. Flashcards can help.
- Practice skimming a passage quickly to get a general impression of the main idea, instead of carefully reading each word and each sentence.
- Develop the ability to skim quickly and identify major points.
- After skimming a passage, read it again more carefully and write down the main idea, major points, and important facts.
- Choose some unfamiliar words in the passage and guess the meaning from the context (surrounding sentences). Then, look them up to determine their meaning.
- Underline all pronouns (e.g., he, him, they, them, etc.) and identify the nouns to which they refer in the passage.
- Practice making inferences and drawing conclusions based on what is implied in the passage as a whole.

Practice your reading skills

with TOEFL® Practice Online at www.ets.org/toeflpractice and receive instant scores to confirm you are ready for test day.

Notes

- ✓ **The Reading section** does not measure summarizing skills, but practicing them builds the skills required for the integrated tasks in the Speaking and Writing sections.

Notes

✓ **The Reading section** measures the ability to recognize paraphrases. The ability to paraphrase is also important for the integrated tasks in the Writing and Speaking sections of the test.

✓ **The Listening section** does not measure summarizing skills, but practicing summarizing skills is useful for the integrated tasks in the Speaking and Writing sections.

Reading to Learn

- Identify the passage type (e.g., classification, cause/effect, compare/contrast, problem/solution, description, narration, etc.) and its organization.
- Organize the information in the passage:
 - Create an outline of the passage to distinguish between major and minor points.
 - If the passage categorizes information, create a chart and place the information in appropriate categories.

On the TOEFL iBT, test takers do not have to create such a chart. Instead, a chart with possible answer choices is provided for them, and they are required to fill in the chart with the correct choices. Practicing this skill will help test takers think about categorizing information, and be able to do so with ease.

- Create an oral or written summary of the passage using the charts and outlines.
- Paraphrase individual sentences in a passage. Then, paraphrase entire paragraphs.

B. Listening Tips

Listening to the English language frequently and reading a wide variety of academic materials is the best way to improve listening skills.

Watching movies and television, and listening to the radio provide excellent opportunities to build listening skills. Audiotapes and CDs of lectures and presentations are equally valuable and are available at libraries and bookstores. Those with transcripts are particularly helpful. The Internet is also a great resource for listening material (e.g., www.npr.org or www.bbc.co.uk/radio or www.bbc.co.uk/worldservice/learningenglish).

Listening for Basic Comprehension

- Increase vocabulary.
- Focus on the content and flow of spoken material. Do not be distracted by the speaker's style and delivery.
- Anticipate what a person is going to say as a way to stay focused.
- Stay active by asking yourself questions (e.g., What main idea is the professor communicating?).
- Copy the words, "main idea, major points, and important details" on different lines of paper. Listen carefully, and write these down while listening. Continue listening until all important points and details are written down and then review them.
- Listen to a portion of a lecture or talk and create an outline of important points. Use the outline to write a brief summary. Gradually increase the amount of the presentation you use to write the summary.

Listening for Pragmatic Understanding¹⁰

- Think about what each speaker hopes to accomplish: What is the purpose of the speech or conversation? Is the speaker apologizing, complaining, or making suggestions?
- Notice each speaker's style. Is the language formal or casual? How certain does each speaker sound? Is the speaker's voice calm or emotional? What does the speaker's tone of voice tell you?
- Notice the speaker's degree of certainty. How sure is the speaker about the information? Does the speaker's tone of voice indicate something about his/her degree of certainty?
- Listen for changes in topic or **digressions**¹¹.
- Watch a recorded TV or movie comedy. Pay careful attention to the way stress and intonation patterns are used to convey meaning.

Listening to Connect and Synthesize¹² Ideas

- Think about how the lecture you're hearing is organized. Listen for the signal words that indicate the introduction, major steps or ideas, examples, and the conclusion or summary.
- Identify the relationships between ideas. Possible relationships include: cause/effect, compare/contrast, and steps in a process.
- Listen for words that show connections and relationships between ideas.
- Listen to recorded material and stop the recording at various points. Predict what information or idea will be expressed next.
- Create an outline of the information discussed while listening or after listening.

Practice your listening skills

with TOEFL® Practice Online at www.ets.org/toeflpractice and receive instant scores to confirm you are ready for test day.

C. Speaking Tips

The best way to practice speaking is with native speakers of English. If you do not live in an English-speaking country, finding native speakers of English might be quite challenging. In some countries, there are English-speaking tutors or assistants who help students with conversation skills and overall communication skills. It is critical to find them and speak with them as often as possible. Another way to practice speaking is by joining an English club whose members converse in English about movies, music, and travel. If a club does not exist in your area, start one and invite native speakers to help you get started.

Independent Speaking Tasks

- Make a list of topics that are familiar, and practice speaking about them.
- Describe a familiar place or recount a personal experience.
- Later, state an opinion or a preference and present clear, detailed reasons for it.
- Make a recommendation and explain why it is the best way to proceed.
- Practice giving one-minute responses to topics.

¹⁰ **Pragmatic understanding**—To understand a speaker's purpose, attitude, degree of certainty, etc.

¹¹ **Digressions**—Side comments in which the speaker briefly moves away from the main topic and then returns

¹² **Synthesize**—To combine information from two or more sources

Integrated Speaking Tasks

- Find a textbook that includes questions about the material at the end of chapters, and practice answering the questions orally.
- Read a short article (100–200 words). Make an outline that includes only the major points of the article. Use the outline to orally summarize the information.
- Find listening and reading material on the same topic covered by the article. The material can contain similar or different views. (The Internet and the library are good places to find information.) Take notes or create outlines on the listening and reading material:¹³
 - Orally summarize the information in both the written and spoken materials. Be sure to paraphrase using different words and grammatical structures.
 - Orally synthesize the material by combining the information from the reading and listening materials and explain how they relate.
 - State an opinion about the ideas and information presented in the reading and listening material and explain how they relate.
 - If the reading and/or listening material describes a problem, suggest and explain a solution to the problem.
- Recognize the attitude of the speaker or the writer of the original material through intonation, stress, and word choice. This helps to understand their point of view and plan an appropriate response.

All Speaking Tasks

- Increase vocabulary and learn to use idiomatic speech appropriately.
- Learn grammatical structures and use them naturally when speaking.
- Work on pronunciation, including word stress, intonation patterns, and pauses. (There are a number of products and websites that can help you develop pronunciation skills.)
- When practicing for the TOEFL iBT using the tips above, take 15 seconds to think about what you’re going to say before you speak. Write down a few key words and ideas, but do not attempt to write down exactly what you are going to say. (Raters will be able to detect responses that are read and give them a lower rating.)
- Use signal words and expressions to introduce new information or ideas, to connect ideas, and to mark important words or ideas. This will help the listener easily follow what you are saying. (For example, “on the one hand...,” “but on the other hand...,” “what that means is...,” “The first reason is...,” “another difference is...”)
- Make recordings of the above activities and evaluate your effort by asking yourself these questions:
 - Did I complete the task?
 - Did I speak clearly?
 - Did I make grammatical errors?
 - Did I use words correctly?
 - Did I organize my ideas clearly and appropriately?
 - Did I use the time effectively?
 - Did I speak too fast or too slowly?
 - Did I pause too often?

¹³ Taking notes on the reading and listening material in the integrated Speaking tasks on the TOEFL iBT test is allowed. Since the reading and listening material is very brief, taking notes on the material may not be necessary. However, the activity described above will help test takers prepare for entering the academic setting. If test takers can do this well, they will most likely succeed on the integrated Speaking tasks on the TOEFL iBT test.

- Monitor your progress and ask an English teacher or tutor to evaluate your speech using the appropriate TOEFL iBT Speaking Rubrics. (See pages 44 and 45 for the Rubrics.)

Practice your speaking skills

with TOEFL® Practice Online at www.ets.org/toeflpractice and receive instant scores to confirm you are ready for test day.

To practice your pronunciation skills use Pronunciation in English at www.ets.org/tse/pie22.html.

D. Writing Tips

Integrated Writing Tasks

- Find a textbook that includes questions about the material at the end of chapters and practice writing answers to the questions.
- Read an article that is about 300–400 words long. Make an outline that includes the major points and important details of the article. Use the outline to write a summary of the information and ideas. Summaries should be brief and clearly communicate only the major points and important details. Be sure to paraphrase using different words and grammatical structures.
- Find listening and reading material on a single topic on the Internet or in the library. The material can provide similar or different views. Take notes on the written and spoken portions, and do the following:
 - Summarize the information and ideas in both the written and spoken portions.
 - Synthesize the information and discuss how the reading and listening materials relate. Explain how the ideas expressed are similar, how one idea expands upon another, or how the ideas are different or contradict each other.

Paraphrasing

Paraphrasing involves restating something from the source material in one’s own words. On the TOEFL iBT, test takers receive a score of zero if all they do is copy words from the reading passage. Practice paraphrasing words, phrases, sentences, and entire paragraphs frequently using the following tips:

- Learn to find synonyms with ease. Pick 10 to 15 words or phrases in a reading passage and quickly think of synonyms without looking them up in a dictionary or thesaurus.
- Write a paraphrase of a reading passage using only your notes. If you haven’t taken notes, write the paraphrase without looking at the original text. Then check the paraphrase with the original passage to make sure that it is factually accurate and that you have used different words and grammatical structures.

Independent Writing Tasks

- Make a list of familiar topics and practice writing about them.
- For each topic state an opinion or a preference and then support it with evidence.
- Practice planning and writing at least one essay for each topic. Be sure to take 30 minutes to plan, write, and revise each essay.
- Think about and list all ideas related to a topic or task before writing. This is also called “prewriting.”

Notes

✓ **Teachers:** It is a good idea for English programs to use the TOEFL Speaking and Writing Rubrics (pages 44–47) to measure students' abilities and evaluate their progress. This helps students build their skills for the TOEFL iBT.

- Identify one main idea and some major points to support that idea, and plan how to communicate them (by creating, for example, an outline to organize ideas).
- Create a focused thesis statement and use it to develop the ideas presented in the essay.
- Develop the essay by using appropriate explanation and detail.

All Writing Tasks

- Increase vocabulary and knowledge of idiomatic speech so you can use it appropriately.
- Learn grammatical structures so well that you can use them naturally when writing.
- Learn the conventions of spelling, punctuation, and layout (e.g., paragraph creation).
- Express information in an organized manner, displaying unity of thought and coherence.
- Use signal words and phrases, such as “on the one hand” or “in conclusion,” to create a clear structure for your response.
- As you practice ask yourself these questions:
 - Did I complete the task?
 - Did I write clearly?
 - Did I make grammatical errors?
 - Did I use words correctly?
 - Did I organize my ideas clearly and coherently?
 - Did I use the time effectively?
- Monitor your own progress and ask an English teacher or tutor to evaluate the writing by using the appropriate TOEFL iBT Writing Rubrics. (See pages 46–47 for the Rubrics.)

Practice your writing skills

with TOEFL® Practice Online at www.ets.org/toeflpractice and receive instant scores to confirm you are ready for test day.

If you want more writing practice, ask your teacher about ETS Criterion Online Writing Evaluation Service or visit www.ets.org/criterion.

Test Preparation Tips

Step 1: View all the Test Materials to See What the Test is Like.

- Use the TOEFL iBT online tour at www.ets.org/toefl to become familiar with specific parts of the test or view a complete sample test within the TOEFL Practice Online site at www.ets.org/toeflpractice.

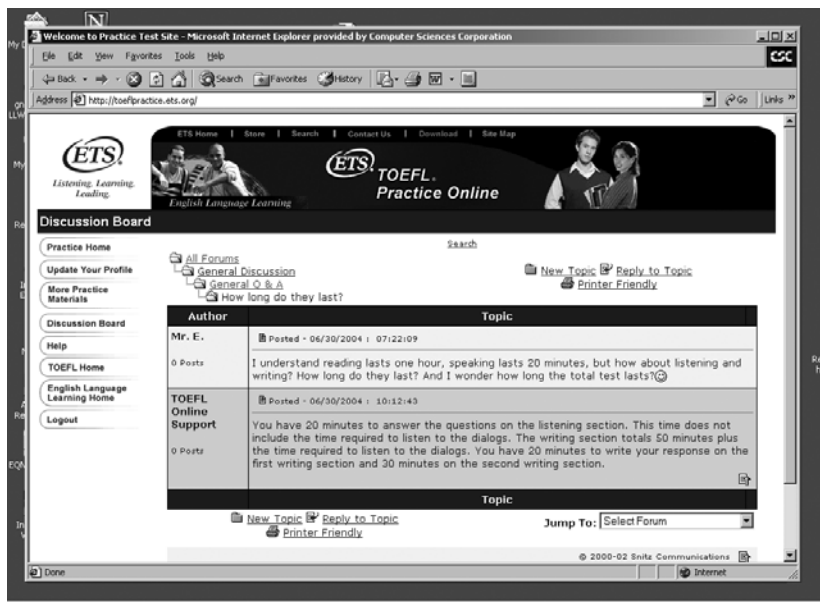
This is a screen from the online tour.



- Become familiar with the Speaking and Writing Rubrics on pages 44–47 and how responses are evaluated.
- Register for the TOEFL iBT and receive a FREE TOEFL iBT Sampler to become familiar with the test format and question types. Take a practice test on TOEFL Practice Online. Individuals that join TOEFL Practice Online also receive free membership to the TOEFL® access online community, which provides information about studying in English-speaking countries.



Step 2: Take an Online Practice Test on TOEFL Practice Online—www.ets.org/toeflpractice. It's the key to success on the TOEFL iBT.




Do your best on the TOEFL iBT by practicing with exclusive test materials from ETS. TOEFL Practice Online offers:

- A real TOEFL iBT test experience
- Practice tests that help prepare you for test day
- INSTANT scores and performance feedback on all four skills
- A variety of targeted practice
- Access to discussion boards
- The TOEFL *access* online student community that provides information on studying in English-speaking countries

TOEFL Practice Online members have the option of taking the practice test under timed or untimed conditions so they can get used to the pace of the test, using headphones, and the directions they'll receive while taking the official test.

- Score reports include both skill scores and performance feedback so test takers understand their strengths and weaknesses. (Note: These are different from the official TOEFL iBT score reports.)

Title	Options	
TOEFL Practice Test	Print	Exit Test



Score Report

TOEFL Practice Test

The Practice test is a test preparation product designed to help familiarize you with the kinds of questions that will appear in the next generation TOEFL test beginning in September 2005. Performance on the Practice Test is not a predictor of how a test taker might perform during an actual TOEFL test administration. However, you are encouraged to use the Practice Test to get a better sense of your possible performance on an actual TOEFL test.

Scores and information presented here are for personal and practice use only and are not official test scores. This is the only personal score record you will receive. No reports will be mailed or e-mailed to you or any institutions regarding your practice scores. You will not be able to specify recipients of this score report.

Summary Analysis:

Click on a section to review the questions for that section. Click on the "% Correct" to review all incorrect questions. Click on "% Guessed" to see all questions marked as guessed. [Click here](#) for an explanation of how the TOEFL is scored.

Section	Total Number of Correct Responses	% Correct	Scaled Score	% Guessed	% Correct of Guessed
Reading	28 of 39	72%	22	0%	0%
Listening	32 of 34	94%	27	0%	0%

Writing

Writing scores are produced by e-rater[®] automated scoring software only. On the actual TOEFL test, human raters will evaluate writing responses.

Rating for Writing based on Reading and Listening:	1	Rating for Writing based on Knowledge & Experience:	No Score
--	---	---	----------

Title	Options	
TOEFL Practice Test	Print	Exit Test

all questions marked as guessed. [Click here](#) for an explanation of how the TOEFL is scored.

Section	Total Number of Correct Responses	% Correct	Scaled Score	% Guessed	% Correct of Guessed
Reading	28 of 39	72%	22	0%	0%
Listening	32 of 34	94%	27	0%	0%

Writing

Writing scores are produced by e-rater[®] automated scoring software only. On the actual TOEFL test, human raters will evaluate writing responses.

Rating for Writing based on Reading and Listening:	1	Rating for Writing based on Knowledge & Experience:	No Score
--	---	---	----------

Speaking

This section of the test was for demonstration purposes only. If you would like to register to take a practice test of your speaking skills and receive a score, please click [TAST](#) to experience our TOEFL Academic Speaking Test assessment tool.

Feedback Analysis:

Please note the Feedback Analysis that appears here may differ from the feedback you may receive from similar test questions on an actual TOEFL test.

Show the feedback analysis for:

Reading
 Listening
 Writing Item 1
 Writing Item 2

Reading

Strengths:	Your performance on this test indicates that you usually understand both factual and implied information. You are usually able to connect meaning across sentences, paragraphs, and across the entire text.
Weaknesses:	Although your vocabulary is very good, you may not know the meaning of some difficult words.

[Click here to review the reading section questions and solutions](#)

You can supplement your practice by purchasing *The Official Guide to the New TOEFL® iBT*, 2nd Edition, a book and CD-ROM created by ETS and McGraw-Hill.



This handbook, which is a great companion to TOEFL Practice Online, offers more than 30 hours of lessons and practice activities. It empowers students to practice on their own, either in a language lab or at home. It features:

- Actual TOEFL iBT sample questions for practice
- Detailed explanations of what is being measured in each section
- A companion audio CD with authentic TOEFL Listening passages and students' spoken responses
- Extensive information about the Speaking and Writing sections, with scoring information and actual raters' comments to student responses

Visit www.ets.org/toeflguide.html.

Step 3: Practice More on Your Weakest Skills.

- Use the practice test score report and performance feedback analysis from TOEFL Practice Online to determine which skills are your weakest. Follow the skill-building tips on pages 29–34 and use the targeted practice on TOEFL Practice Online for the skills you need to improve the most then monitor your progress.
- Use *The Official Guide to the New TOEFL® iBT*.
- Take a complete practice test on TOEFL Practice Online to help prepare for the real test experience.

Step 4: Use Proven Test-Taking Strategies.

- **Carefully follow directions** in each section to avoid wasting time.
- **Click Help** to review the directions only when absolutely necessary; because the clock does not stop when the Help function is being used.
- **Do not panic.** Concentrate exclusively on the current question only. Do not think about how you answered other questions. (This is a habit that can be learned through practice.)
- **Avoid spending too much time on any one question.** If you have given the question some thought and you still don't know the answer, eliminate as many choices as possible and then select the best choice. Although responses can be reviewed in the Reading section by clicking on **View**, it is best that test takers do this only after answering all the questions in a Reading subsection. Once test takers leave a subsection, they are not allowed to return to it.
- **Pace yourself** so you have enough time to answer every question. Be aware of the time limit for each section and budget enough time for each question so you do not have to rush at the end. You can hide the time clock if you wish, but it is a good idea to check the clock periodically to monitor progress. The clock will automatically alert you when five minutes remain in the Listening and Reading sections, and in the independent and integrated tasks in the Writing section.

Register for the New TOEFL iBT

Step 1: Get a Copy of the *Information and Registration Bulletin for TOEFL iBT*.

The *Information and Registration Bulletin for TOEFL iBT* is a free publication that contains information test takers need to register to take the TOEFL iBT. It explains registration procedures and provides information about fees and identification requirements. The *Bulletin* can be downloaded or ordered online from the TOEFL website at www.ets.org/toefl.

Paper copies of the *Bulletin* can be found locally at many educational advising centers, universities, and libraries. *Bulletins* ordered online are shipped from Ewing, New Jersey, USA. Allow up to eight weeks for delivery outside of the United States.

Step 2: Check the TOEFL Website for the List of Test Centers.

An up-to-date list of cities where the TOEFL iBT is being offered is available in the Learners and Test Takers section of the TOEFL website at www.ets.org/toefl. Test takers should check this list **before** registering to make sure TOEFL iBT is being offered in their area.

Step 3: Register

Registering for the TOEFL test is as easy as sitting down at a computer. Test takers can register online in the Learners and Test Takers section of the TOEFL website at www.ets.org/toefl. Registering online is not only convenient, it's the best and easiest way to register for the test. From the online registration system, test takers can view and print their registration confirmation, reschedule or cancel a test, and order other services, such as additional official score reports.

Test takers can also register by phone or mail. For more information on TOEFL registration procedures, visit the Learners and Test Takers section of the TOEFL website. The *Information and Registration Bulletin for TOEFL iBT* is available there and can be downloaded for free.

When test takers register, they can select the universities to which they would like to send their scores. The official list of approved score recipients can be viewed in the Learners and Test Takers section of the TOEFL website at www.ets.org/toefl. Score reports can also be ordered after the test for a fee if test takers decide they want to wait until after they receive their scores before deciding whether to send them to universities.

Test takers can view their scores online 15 business days after test day. In addition, ETS will send each test taker a paper score report for their records.

Questions Frequently Asked by Test Takers

General

Why did the test change?

The TOEFL iBT is carefully designed to simulate university and campus life. The new test better measures a test taker's ability to communicate ideas in an academic setting. It also helps to confirm their readiness to participate in academic coursework and campus life. It allows test takers to demonstrate that they can combine language skills by speaking or writing about material that they read or hear. It also helps institutions select students with the English communication skills needed to succeed.

What is different about the TOEFL iBT?

The TOEFL iBT has a new Speaking section, which includes independent tasks as well as integrated tasks. Integrated tasks require test takers to respond to material they have read and heard. There is no longer a Structure section, but grammar is indirectly tested in each section. Note taking is allowed throughout the test. The lectures and conversations in the Listening section are longer, but the language sounds much more like the language used on college campuses. There also are new types of questions that measure a test taker's ability to understand a speaker's attitude, degree of purpose, and certainty. The Reading section has new questions that ask test takers to categorize information and fill in a chart or complete a summary. In the Writing section, typing is required so that responses can be sent to ETS's Online Scoring Network. The Writing section contains an integrated task in addition to the independent task. There are also new scoring guides because of the significant changes made.

Which colleges, universities, and agencies accept TOEFL scores?

More than 6,000 colleges, universities, and licensing agencies in more than 110 countries accept TOEFL scores. That means the TOEFL test opens more doors to studying abroad than any other English test in the world. For a list of approved score recipients, please visit the TOEFL website at www.ets.org/toefl.

Rollout

How will I know which cities offer TOEFL iBT?

The TOEFL iBT is being gradually introduced throughout the world. An up-to-date list of TOEFL iBT cities is available in the Learners and Test Takers section of the TOEFL website at www.ets.org/toefl. This list is updated every Monday.

How much longer will paper-based testing be available in a country?

ETS plans to continue to offer paper-based testing in areas where the TOEFL iBT is not available, and to supplement TOEFL iBT test center network.

Will TOEFL iBT take the place of the *Test of Spoken English*™ (TSE®)?

Yes. Because TOEFL iBT includes a Speaking section, institutions and agencies will no longer need to have a separate TSE score requirement. TSE will be available upon request in locations where the TOEFL paper-based test is administered.

Test Delivery

Where is the test administered?

The new test is administered in a network of secure Internet-based test centers on fixed test dates. The test is offered 30 to 40 times a year, but the number of administrations in any one location varies based on volume, test center capacity, and time zone. See an up-to-date list of TOEFL iBT locations in the Learners and Test Takers section of the TOEFL website at www.ets.org/toefl or go to the TOEFL iBT online registration system.

Why use Internet-based testing?

Internet-based testing makes it possible to capture and score Speaking responses in the most efficient, standardized, and objective manner. Internet-based testing also makes it possible to increase the number of test centers, which provides test takers with more test dates and geographic options.

Test Registration

How can test takers register?

Test takers can register online, by phone or by mail. The *Information and Registration Bulletin for TOEFL iBT* is available at many educational advising centers, colleges, universities, and libraries.

What is the fee for TOEFL iBT?

The price of the test varies by country. Please check the TOEFL website at www.ets.org/toefl for the test fees in your country.

Test Benefits

Is the new test really different?

The TOEFL iBT uses an entirely new approach to measuring English-language proficiency. For the first time ever, the TOEFL test assesses a test taker's ability to integrate English skills and to communicate about what they read and hear.

Is the new test more difficult than the previous test?

The TOEFL iBT Reading and Listening sections are not drastically different from those on previous tests. The integrated tasks on the TOEFL iBT Speaking and Writing sections may be more challenging because they are new to test takers. To succeed in an academic setting, however, students must be able to communicate about what they have read and heard. The new integrated tasks allow test takers to demonstrate they are ready to enter the academic world, and can understand and effectively communicate ideas.

What other benefits does the new test provide?

The addition of the Speaking section, tasks that require integrated skills and the emphasis on communication, will change how English is taught in the future. Test takers who are well-prepared for the TOEFL iBT can feel confident that they are also well-prepared for academic success.

Who else benefits from the new test?

Admissions officials and faculty at colleges and universities, as well as administrators of certification and licensing agencies, receive better information on an applicant's English-communication skills.

Test Preparation

Are sample questions available?

Yes, examinees who register to take the TOEFL iBT receive a link to a TOEFL iBT Sampler. The Sampler includes sample questions from all four sections of the TOEFL iBT. The Reading and Listening sections are interactive, and sample responses are provided for the Writing and Speaking questions.

Is it possible to take a practice test and get a score?

Yes. Practice tests for TOEFL iBT can be purchased at TOEFL Practice Online, www.ets.org/toeflpractice. This site features practice tests that include **exclusive** TOEFL iBT practice questions covering all four skills: Reading, Listening, Speaking, and Writing, with scoring provided by certified ETS raters. In addition, TOEFL iBT practice test takers have the opportunity to join TOEFL *access*, a free online community that allows them to participate in discussion boards and receive a free e-magazine with information about studying in English-speaking countries.

Appendix

Independent Speaking Rubrics

SCORE	GENERAL DESCRIPTION	DELIVERY	LANGUAGE USE	TOPIC DEVELOPMENT
4	The response fulfills the demands of the task, with at most, minor lapses in completeness. It is highly intelligible and exhibits sustained, coherent discourse. A response at this level is characterized by all of the following:	Generally well-paced flow (fluid expression). Speech is clear. It may include minor lapses, or minor difficulties with pronunciation or intonation patterns, which do not affect overall intelligibility.	The response demonstrates effective use of grammar and vocabulary. It exhibits a fairly high degree of automaticity with good control of basic and complex structures (as appropriate). Some minor (or systematic) errors are noticeable, but do not obscure meaning.	Response is sustained and sufficient to the task. It is generally well developed and coherent; relationships between ideas are clear (or clear progression of ideas).
3	The response addresses the task appropriately, but may fall short of being fully developed. It is generally intelligible and coherent, with some fluidity of expression, though it exhibits some noticeable lapses in the expression of ideas. A response at this level is characterized by at least two of the following:	Speech is generally clear, with some fluidity of expression, though minor difficulties with pronunciation, intonation, or pacing are noticeable and may require listener effort at times (though overall intelligibility is not significantly affected).	The response demonstrates fairly automatic and effective use of grammar and vocabulary, and fairly coherent expression of relevant ideas. Response may exhibit some imprecise or inaccurate use of vocabulary or grammatical structures or be somewhat limited in the range of structures used. This may affect overall fluency, but it does not seriously interfere with the communication of the message.	Response is mostly coherent and sustained and conveys relevant ideas/information. Overall development is somewhat limited, usually lacks elaboration or specificity. Relationships between ideas may at times not be immediately clear.
2	The response addresses the task, but development of the topic is limited. It contains intelligible speech, although problems with delivery and/or overall coherence occur; meaning may be obscured in places. A response at this level is characterized by at least two of the following:	Speech is basically intelligible, though listener effort is needed because of unclear articulation, awkward intonation, or choppy rhythm/pace; meaning may be obscured in places.	The response demonstrates limited range and control of grammar and vocabulary. These limitations often prevent full expression of ideas. For the most part, only basic sentence structures are used successfully and spoken with fluidity. Structures and vocabulary may express mainly simple (short) and/or general propositions, with simple or unclear connections made among them (serial listing, conjunction, juxtaposition).	The response is connected to the task, though the number of ideas presented or the development of ideas is limited. Mostly basic ideas are expressed with limited elaboration (details and support). At times relevant substance may be vaguely expressed or repetitious. Connections of ideas may be unclear.
1	The response is very limited in content and/or coherence or is only minimally connected to the task, or speech is largely unintelligible. A response at this level is characterized by at least two of the following:	Consistent pronunciation, stress, and intonation difficulties cause considerable listener effort; delivery is choppy, fragmented, or telegraphic; frequent pauses and hesitations.	Range and control of grammar and vocabulary severely limit or prevent expression of ideas and connections among ideas. Some low-level responses may rely heavily on practiced or formulaic expressions.	Limited relevant content is expressed. The response generally lacks substance beyond expression of very basic ideas. Speaker may be unable to sustain speech to complete the task and may rely heavily on repetition of the prompt.
0	Speaker makes no attempt to respond OR response is unrelated to the topic.			

Integrated Speaking Rubrics

SCORE	GENERAL DESCRIPTION	DELIVERY	LANGUAGE USE	TOPIC DEVELOPMENT
4	The response fulfills the demands of the task, with at most, minor lapses in completeness. It is highly intelligible and exhibits sustained, coherent discourse. A response at this level is characterized by all of the following:	Speech is generally clear, fluid, and sustained. It may include minor lapses or minor difficulties with pronunciation or intonation. Pace may vary at times as the speaker attempts to recall information. Overall intelligibility remains high.	The response demonstrates good control of basic and complex grammatical structures that allow for coherent, efficient (automatic) expression of relevant ideas. Contains generally effective word choice. Though some minor (or systematic) errors or imprecise use may be noticeable, they do not require listener effort (or obscure meaning).	The response presents a clear progression of ideas and conveys the relevant information required by the task. It includes appropriate detail, though it may have minor errors or minor omissions.
3	The response addresses the task appropriately, but may fall short of being fully developed. It is generally intelligible and coherent, with some fluidity of expression, though it exhibits some noticeable lapses in the expression of ideas. A response at this level is characterized by at least two of the following:	Speech is generally clear, with some fluidity of expression, but it exhibits minor difficulties with pronunciation, intonation, or pacing and may require some listener effort at times. Overall intelligibility remains good, however.	The response demonstrates fairly automatic and effective use of grammar and vocabulary, and fairly coherent expression of relevant ideas. Response may exhibit some imprecise or inaccurate use of vocabulary or grammatical structures or be somewhat limited in the range of structures used. Such limitations do not seriously interfere with the communication of the message.	The response is sustained and conveys relevant information required by the task. However, it exhibits some incompleteness, inaccuracy, lack of specificity with respect to content, or choppiness in the progression of ideas.
2	The response is connected to the task, though it may be missing some relevant information or contain inaccuracies. It contains some intelligible speech, but at times problems with intelligibility and/or overall coherence may obscure meaning. A response at this level is characterized by at least two of the following:	Speech is clear at times, though it exhibits problems with pronunciation, intonation, or pacing and so may require significant listener effort. Speech may not be sustained at a consistent level throughout. Problems with intelligibility may obscure meaning in places (but not throughout).	The response is limited in the range and control of vocabulary and grammar demonstrated (some complex structures may be used, but typically contain errors). This results in limited or vague expression of relevant ideas and imprecise or inaccurate connections. Automaticity of expression may only be evident at the phrasal level.	The response conveys some relevant information but is clearly incomplete or inaccurate. It is incomplete if it omits key ideas, makes vague reference to key ideas, or demonstrates limited development of important information. An inaccurate response demonstrates misunderstanding of key ideas from the stimulus. Typically, ideas expressed may not be well connected or cohesive so that familiarity with the stimulus is necessary to follow what is being discussed.
1	The response is very limited in content or coherence or is only minimally connected to the task. Speech may be largely unintelligible. A response at this level is characterized by at least two of the following:	Consistent pronunciation and intonation problems cause considerable listener effort and frequently obscure meaning. Delivery is choppy, fragmented, or telegraphic. Speech contains frequent pauses and hesitations.	Range and control of grammar and vocabulary severely limit (or prevent) expression of ideas and connections among ideas. Some very low-level responses may rely on isolated words or short utterances to communicate ideas.	The response fails to provide much relevant content. Ideas that are expressed are often inaccurate, limited to vague utterances, or repetitions (including repetition of prompt).
0	Speaker makes no attempt to respond OR response is unrelated to the topic.			

Independent Writing Rubrics

SCORE	TASK DESCRIPTION
5	<p>An essay at this level largely accomplishes all of the following:</p> <ul style="list-style-type: none"> ▪ Effectively addresses the topic and task ▪ Is well organized and well developed, using clearly appropriate explanations, exemplifications, and/or details ▪ Displays unity, progression, and coherence ▪ Displays consistent facility in the use of language, demonstrating syntactic variety, appropriate word choice, and idiomaticity, though it may have minor lexical or grammatical errors
4	<p>An essay at this level largely accomplishes all of the following:</p> <ul style="list-style-type: none"> ▪ Addresses the topic and task well, though some points may not be fully elaborated ▪ Is generally well organized and well developed, using appropriate and sufficient explanations, exemplifications, and/or details ▪ Displays unity, progression, and coherence, though it may contain occasional redundancy, digression, or unclear connections ▪ Displays facility in the use of language, demonstrating syntactic variety and range of vocabulary, though it will probably have occasional noticeable minor errors in structure, word form, or use of idiomatic language that do not interfere with meaning
3	<p>An essay at this level is marked by one or more of the following:</p> <ul style="list-style-type: none"> ▪ Addresses the topic and task using somewhat developed explanations, exemplifications, and/or details ▪ Displays unity, progression, and coherence, though connection of ideas may be occasionally obscured ▪ May demonstrate inconsistent facility in sentence formation and word choice that may result in lack of clarity and occasionally obscure meaning ▪ May display accurate, but limited range of syntactic structures and vocabulary
2	<p>An essay at this level may reveal one or more of the following weaknesses:</p> <ul style="list-style-type: none"> ▪ Limited development in response to the topic and task ▪ Inadequate organization or connection of ideas ▪ Inappropriate or insufficient exemplifications, explanations, or details to support or illustrate generalizations in response to the task ▪ A noticeably inappropriate choice of words or word forms ▪ An accumulation of errors in sentence structure and/or usage
1	<p>An essay at this level is seriously flawed by one or more of the following weaknesses:</p> <ul style="list-style-type: none"> ▪ Serious disorganization or underdevelopment ▪ Little or no detail, or irrelevant specifics, or questionable responsiveness to the task ▪ Serious and frequent errors in sentence structure or usage
0	<p>An essay at this level merely copies words from the topic, rejects the topic, or is otherwise not connected to the topic, is written in a foreign language, consists of keystroke characters, or is blank.</p>

Integrated Writing Rubrics

SCORE	TASK DESCRIPTION
5	<p>A response at this level successfully selects the important information from the lecture and coherently and accurately presents this information in relation to the relevant information presented in the reading. The response is well organized, and occasional language errors that are present do not result in inaccurate or imprecise presentation of content or connections.</p>
4	<p>A response at this level is generally good in selecting the important information from the lecture and in coherently and accurately presenting this information in relation to the relevant information in the reading, but it may have minor omission, inaccuracy, vagueness, or imprecision of some content from the lecture or in connection to points made in the reading. A response is also scored at this level if it has more frequent or noticeable minor language errors, as long as such usage and grammatical structures do not result in anything more than an occasional lapse of clarity or in the connection of ideas.</p>
3	<p>A response at this level contains some important information from the lecture and conveys some relevant connection to the reading, but it is marked by one or more of the following:</p> <ul style="list-style-type: none"> ■ Although the overall response is definitely oriented to the task, it conveys only vague, global, unclear, or somewhat imprecise connection of the points made in the lecture to points made in the reading. ■ The response may omit one major key point made in the lecture. ■ Some key points made in the lecture or the reading, or connections between the two, may be incomplete, inaccurate, or imprecise. ■ Errors of usage and/or grammar may be more frequent or may result in noticeably vague expressions or obscured meanings in conveying ideas and connections.
2	<p>A response at this level contains some relevant information from the lecture, but is marked by significant language difficulties or by significant omission or inaccuracy of important ideas from the lecture or in the connections between the lecture and the reading; a response at this level is marked by one or more of the following:</p> <ul style="list-style-type: none"> ■ The response significantly misrepresents or completely omits the overall connection between the lecture and the reading. ■ The response significantly omits or significantly misrepresents important points made in the lecture. ■ The response contains language errors or expressions that largely obscure connections or meaning at key junctures or that would likely obscure understanding of key ideas for a reader not already familiar with the reading and the lecture.
1	<p>A response at this level is marked by one or more of the following:</p> <ul style="list-style-type: none"> ■ The response provides little or no meaningful or relevant coherent content from the lecture. ■ The language level of the response is so low that it is difficult to derive meaning.
0	<p>A response at this level merely copies sentences from the reading, rejects the topic or is otherwise not connected to the topic, is written in a foreign language, consists of keystroke characters, or is blank.</p>

Score Comparisons

A field test conducted from November 2003 to February 2004, involving 3,284 test takers in 30 countries, provided data to compare performance on the new TOEFL iBT with TOEFL computer-based test performance. It did not compare performance between the new iBT test and the paper-based TOEFL test. Paper-based and computer-based test score comparisons shown in the tables on the following pages were developed based upon data from 6,556 examinees who took both the paper-based and computer-based tests between November 1997 and March 1998.

Score comparison tables are provided in score-to-score and range formats for:

- reading
- listening
- writing
- total score

Although score comparisons can be useful in understanding the relationship between scores on the three versions of the TOEFL test, it is important to note that differences among the tests make exact comparisons difficult.

The difference in the three versions of the test can be seen most clearly in the writing component. The new iBT Writing section is composed of two writing tasks: one independent essay and one integrated writing task. The computer-based Structure and Writing sections include multiple-choice questions and an essay. The paper-based Structure and Written Expression section consists of multiple-choice questions only, and the required essay (*Test of Written English*[™]) score is reported separately from the total score. Therefore, the scores for these three writing sections are calculated differently.

In addition, when comparing total scores, the TOEFL iBT measures speaking, but the computer-based and paper-based tests do not.

Speaking Score Comparisons

There is no speaking score comparison because the TOEFL computer-based test does not measure speaking. However, since the *Test of Spoken English*[™] (TSE[®]) does measure speaking and is frequently used by universities to select or evaluate potential teaching assistants, ETS conducted a standard-setting study with international teaching assistant administrators in September 2004 to establish acceptable scores for International Teaching Assistants (ITAs) on the speaking portion of TOEFL iBT.

The panel of 18 experts established two separate requirements:

1. The TOEFL iBT Speaking section score, which was required before test takers could have the lowest level of ITA contact with undergraduate students, was set at 23 out of 30 score points.
2. The TSE score equivalent of 50 was established as being comparable to a test taker receiving 26 out of 30 score points for the TOEFL iBT Speaking section.

TOEFL Total Score Comparisons

SCORE COMPARISON

INTERNET-BASED TOTAL	COMPUTER-BASED TOTAL	PAPER-BASED TOTAL
120	300	677
120	297	673
119	293	670
118	290	667
117	287	660-663
116	283	657
114-115	280	650-653
113	277	647
111-112	273	640-643
110	270	637
109	267	630-633
106-108	263	623-627
105	260	617-620
103-104	257	613
101-102	253	607-610
100	250	600-603
98-99	247	597
96-97	243	590-593
94-95	240	587
92-93	237	580-583
90-91	233	577
88-89	230	570-573
86-87	227	567
84-85	223	563
83	220	557-560
81-82	217	553
79-80	213	550
77-78	210	547
76	207	540-543
74-75	203	537
72-73	200	533
71	197	527-530
69-70	193	523
68	190	520
66-67	187	517
65	183	513
64	180	507-510
62-63	177	503
61	173	500
59-60	170	497
58	167	493
57	163	487-490
56	160	483
54-55	157	480
53	153	477
52	150	470-473
51	147	467
49-50	143	463
48	140	460
47	137	457
45-46	133	450-453
44	130	447
43	127	443
41-42	123	437-440

SCORE COMPARISON, CONTINUED.

INTERNET-BASED TOTAL	COMPUTER-BASED TOTAL	PAPER-BASED TOTAL
40	120	433
39	117	430
38	113	423-427
36-37	110	420
35	107	417
34	103	410-413
33	100	407
32	97	400-403
30-31	93	397
29	90	390-393
28	87	387
26-27	83	380-383
25	80	377
24	77	370-373
23	73	363-367
22	70	357-360
21	67	353
19-20	63	347-350
18	60	340-343
17	57	333-337
16	53	330
15	50	323-327
14	47	317-320
13	43	313
12	40	310
11	37	310
9	33	310
8	30	310
7	27	310
6	23	310
5	20	310
4	17	310
3	13	310
2	10	310
1	7	310
0	3	310
0	0	310

RANGE COMPARISON

INTERNET-BASED TOTAL	COMPUTER-BASED TOTAL	PAPER-BASED TOTAL
111-120	273-300	640-677
96-110	243-270	590-637
79-95	213-240	550-587
65-78	183-210	513-547
53-64	153-180	477-510
41-52	123-150	437-473
30-40	93-120	397-433
19-29	63-90	347-393
9-18	33-60	310-343
0-8	0-30	310

Note: The paper-based total score does not include writing. The paper-based and computer-based total scores do not include speaking.

TOEFL Score Comparisons for Reading

SCORE COMPARISON

INTERNET-BASED READING	COMPUTER-BASED READING	PAPER-BASED READING
30	30	67
29	29	66
28	28	64–65
28	27	63
27	26	61–62
26	25	59–60
24	24	58
23	23	57
21	22	56
20	21	54–55
19	20	53
17	19	52
16	18	51
15	17	50
14	16	48–49
13	15	47
12	14	46
11	13	44–45
10	12	43
9	11	41–42
8	10	40
7	9	38–39
6	8	36–37
5	7	34–35
4	6	32–33
3	5	31
1	4	31
0	3	31
0	2	31
0	1	31
0	0	31

RANGE COMPARISON

INTERNET-BASED READING	COMPUTER-BASED READING	PAPER-BASED READING
28–30	28–30	64–67
26–28	25–27	59–63
21–24	22–24	56–58
17–20	19–21	52–55
14–16	16–18	48–51
11–13	13–15	44–47
8–10	10–12	40–43
5–7	7–9	34–39
1–4	4–6	31–33
0	0–3	31

TOEFL Score Comparisons for Listening

SCORE COMPARISON

INTERNET-BASED LISTENING	COMPUTER-BASED LISTENING	PAPER-BASED LISTENING
30	30	67-68
30	29	66
29	28	65
28	27	63-64
27	26	62
26	25	60-61
25	24	59
23	23	58
22	22	56-57
21	21	55
19	20	54
18	19	53
17	18	52
16	17	51
15	16	50
14	15	49
13	14	48
12	13	47
11	12	46
10	11	45
9	10	44
7	9	42-43
6	8	41
5	7	40
4	6	38-39
2	5	36-37
1	4	34-35
1	3	32-33
0	2	31
0	1	31
0	0	31

RANGE COMPARISON

INTERNET-BASED LISTENING	COMPUTER-BASED LISTENING	PAPER-BASED LISTENING
29-30	28-30	65-68
26-28	25-27	60-64
22-25	22-24	56-59
18-21	19-21	53-55
15-17	16-18	50-52
12-14	13-15	47-49
9-11	10-12	44-46
5-7	7-9	40-43
1-4	4-6	34-39
0	0-3	31-33

TOEFL Score Comparisons for Writing

SCORE COMPARISON

INTERNET-BASED WRITING	COMPUTER-BASED WRITING	PAPER-BASED WRITING
30	30	68
29	29	67
28	28	65–66
26	27	63–64
24	26	61–62
22	25	59–60
20	24	58
19	23	56–57
17	22	55
16	21	54
14	20	52–53
13	19	51
13	18	50
12	17	48–49
11	16	47
11	15	46
10	14	44–45
10	13	43
9	12	42
9	11	40–41
8	10	39
8	9	37–38
7	8	35–36
7	7	33–34
6	6	31–32
5	5	31
3	4	31
1	3	31
0	2	31
0	1	31
0	0	31

RANGE COMPARISON

INTERNET-BASED WRITING	COMPUTER-BASED WRITING	PAPER-BASED WRITING
28–30	28–30	65–68
22–26	25–27	59–64
17–20	22–24	55–58
13–16	19–21	51–54
11–13	16–18	47–50
10–11	13–15	43–46
8–9	10–12	39–42
7–8	7–9	33–38
3–6	4–6	31–32
0–1	0–3	31

Note: The new Internet-based TOEFL Writing section is composed of two writing tasks: one independent essay and one integrated writing task. The computer-based Structure and Writing section contains multiple-choice questions and an essay topic. The paper-based Structure and Written Expression section consists of multiple-choice questions only and the required essay score is reported separately from the total score. Therefore, the scores for these three sections are derived differently.

Converting Rubric Scores to Scaled Scores for the Writing and Speaking Sections of the TOEFL iBT

WRITING RUBRIC MEAN	SCALED SCORE
5.00	30
4.75	29
4.50	28
4.25	27
4.00	25
3.75	24
3.50	22
3.25	21
3.00	20
2.75	18
2.50	17
2.25	15
2.00	14
1.75	12
1.50	11
1.25	10
1.00	8
	7
	5
	4
	0

SPEAKING RUBRIC MEAN	SCALED SCORE
4.00	30
3.83	29
3.66	28
3.50	27
3.33	26
3.16	24
3.00	23
2.83	22
2.66	20
2.50	19
2.33	18
2.16	17
2.00	15
1.83	14
1.66	13
1.50	11
1.33	10
1.16	9
1.00	8
	6
	5
	4
	3
	2
	1
	0

Note: Performance on the Speaking and Writing sections of the TOEFL iBT is evaluated based on scoring rubrics of 0 to 5 for each of the two writing tasks and 0 to 4 for each of the six speaking tasks. The tables above show how the mean rubric scores of the two writing tasks and the mean rubric score of six speaking tasks are converted to a scaled score of 0 to 30.

Percentile Data

Percentile data for TOEFL iBT test administrations for 2005–2006 are available on the TOEFL website at www.ets.org/toefldata.html.

Standard Error of Measurement

When a group of test takers who have the same ability take the test, they will not necessarily receive the same scores. Instead, they will receive scores that are close to each other and close to their true ability.

The standard error of measurement (SEM) is an estimate of how much a test score differs from a test taker's true ability. SEMs from TOEFL iBT test administrations for 2005–2006 are available at www.ets.org/toefldata.html.

Contacting ETS

Visit the TOEFL Website at www.ets.org/toefl

- Get the latest information about the TOEFL iBT
- Take a tour of the test
- View a sample test
- Download important publications such as the *Information and Registration Bulletin for TOEFL iBT*, *TOEFL iBT Tips*, and *TOEFL iBT At a Glance*
- Download an official list of approved TOEFL score recipients
- Check out the list of upcoming teacher workshops, conferences, and student fairs
- Sign up for the TOEFL mailing list to receive updates

Test Taker Contact

- E-mail: toefl@ets.org
- Phone: 1-877-863-3546 (toll free in the United States, U.S. territories, and Canada) or 1-609-771-7100 (all other locations)

All Others

If you are an advisor, ESL teacher, or score-receiving institution or agency:

- E-mail: TOEFLNews@ets.org
- Phone: 1-609-683-2008

Performance Feedback for Test Takers

The TOEFL iBT Performance Feedback and Advice for Improvement tables on pages 56–69 of the TOEFL iBT contain useful information for test takers about how their TOEFL iBT scores on each section of the test relate to their skill level. The Performance Feedback column lists the feedback that is provided on the TOEFL iBT score reports for each skill level. The Advice for Improvement column includes excerpts from the detailed suggestions for English-language practice and study that are available under Improve Your Skills in the Learners and Test Takers section of the TOEFL website.

In addition, approximately 2,300 TOEFL iBT test takers have provided ETS with self-evaluations of their English-language abilities in reading, listening, speaking, and writing after they have taken the TOEFL iBT. These evaluations have been compiled into a list of English Language Competency Descriptors, which are also available on the TOEFL website. Score users, English-language programs, and test takers can use these descriptors to help understand the language ability of test takers at each major score level for each of the skill sections on the TOEFL iBT, as well as the total score.

Reading Skills

LEVEL	HIGH (22–30)
YOUR PERFORMANCE	<p>Test takers who receive a score at the HIGH level, as you did, typically understand academic texts in English that require a wide range of reading abilities regardless of the difficulty of the texts.</p> <p>Test takers who score at the HIGH level, typically:</p> <ul style="list-style-type: none">■ have a very good command of academic vocabulary and grammatical structure;■ can understand and connect information, make appropriate inferences and synthesize ideas, even when the text is conceptually dense and the language is complex;■ can recognize the expository organization of a text and the role that specific information serves within the larger text, even when the text is conceptually dense; and■ can abstract major ideas from a text, even when the text is conceptually dense and contains complex language.
ADVICE FOR IMPROVEMENT	<p>Read as much and as often as possible. Make sure to include academic texts on a variety of topics written in different genres and with different degrees of conceptual density as part of your reading.</p> <ul style="list-style-type: none">■ Read major newspapers, such as <i>The New York Times</i> or <i>Science Times</i>, and websites (National Public Radio [NPR] or the BBC).■ Write summaries of texts, making sure they incorporate the organizational pattern of the originals. <p>Continually expand your vocabulary. Continually practice using new words you encounter in your reading. This will help you remember both the meaning and correct usage of the new words.</p>

INTERMEDIATE (15–21)	LOW (0–14)
<p>Test takers who receive a score at the INTERMEDIATE level, as you did, typically understand academic texts in English that require a wide range of reading abilities, although their understanding of certain parts of the texts is limited.</p> <p>Test takers who receive a score at the INTERMEDIATE level typically:</p> <ul style="list-style-type: none"> ■ have a good command of common academic vocabulary, but still have some difficulty with high-level vocabulary; ■ have a very good understanding of grammatical structure; ■ can understand and connect information, make appropriate inferences, and synthesize information in a range of texts, but have more difficulty when the vocabulary is high level and the text is conceptually dense; ■ can recognize the expository organization of a text and the role that specific information serves within a larger text, but have some difficulty when these are not explicit or easy to infer from the text; and ■ can abstract major ideas from a text, but have more difficulty doing so when the text is conceptually dense. 	<p>Test takers who receive a score at the LOW level, as you did, typically understand some of the information presented in academic texts in English that require a wide range of reading abilities, but their understanding is limited.</p> <p>Test takers who receive a score at the LOW level typically:</p> <ul style="list-style-type: none"> ■ have a command of basic academic vocabulary, but their understanding of less common vocabulary is inconsistent; ■ have limited ability to understand and connect information, have difficulty recognizing paraphrases of text information, and often rely on particular words and phrases rather than a complete understanding of the text; ■ have difficulty identifying the author’s purpose, except when that purpose is explicitly stated in the text or easy to infer from the text; and ■ can sometimes recognize major ideas from a text when the information is clearly presented, memorable or illustrated by examples, but have difficulty doing so when the text is more demanding.
<p>Read as much and as often as possible.</p> <p>Study the organization of academic texts and overall structure of reading passages. Read an entire passage from beginning to end.</p> <ul style="list-style-type: none"> ■ Pay attention to the relationship between the main ideas and the supporting details. ■ Outline the text to test your understanding of the structure of the reading passage. ■ Write a summary of the entire passage. <ul style="list-style-type: none"> ▶ If the text is a comparison, be sure that your summary reflects that. ▶ If the text argues two points of view, be sure both points of view are reflected in your summary. <p>Continually expand your vocabulary by developing a system for recording unfamiliar words.</p> <ul style="list-style-type: none"> ■ Group words according to topic or meaning and study the words as a list of related words. ■ Study roots, prefixes and suffixes; study word families. ■ Use available vocabulary resources, such as a good thesaurus or a dictionary of collocations (words commonly used together). 	<p>Read as much and as often as possible.</p> <p>Develop a system for recording unfamiliar words.</p> <ul style="list-style-type: none"> ■ Group words into lists according to topic or meaning and review and study the words on a regular basis so that you remember them. ■ Increase your vocabulary by analyzing word parts; study roots, prefixes and suffixes; study word families. <p>Study the organization of academic texts and overall structure of a reading passage. Read an entire passage from beginning to end.</p> <ul style="list-style-type: none"> ■ Look at connections between sentences; look at how the end of one sentence relates to the beginning of the next sentence. ■ Look for the main ideas and supporting details and pay attention to the relationship between them. ■ Outline a text to test your understanding of the structure of a reading passage. <ul style="list-style-type: none"> ▶ Begin by grouping paragraphs that address the same concept. ▶ Write one sentence summarizing the paragraphs that discuss the same idea. ▶ Write a summary of the entire passage.

Listening Skills

LEVEL	HIGH (22–30)
YOUR PERFORMANCE	<p>Test takers who receive a score at the HIGH level, as you did, typically understand conversations and lectures in English that present a wide range of listening demands. These demands can include difficult vocabulary (uncommon terms, or colloquial or figurative language), complex grammatical structures, abstract or complex ideas and/or making sense of unexpected or seemingly contradictory information.</p> <p>When listening to lectures and conversations like these, test takers at the HIGH level typically can:</p> <ul style="list-style-type: none">■ understand main ideas and important details, whether they are stated or implied;■ distinguish more important ideas from less important ones;■ understand how information is being used (for example, to provide evidence for a claim or describe a step in a complex process);■ recognize how pieces of information are connected (for example, in a cause-and-effect relationship);■ understand many different ways that speakers use language for purposes other than to give information (for example, to emphasize a point, express agreement or disagreement, or convey intentions indirectly); and■ synthesize information, even when it is not presented in sequence, and make correct inferences on the basis of that information.
	ADVICE FOR IMPROVEMENT

INTERMEDIATE (14–21)	LOW (0–13)
<p>Test takers who receive a score at the INTERMEDIATE level, as you did, typically understand conversations and lectures in English that present a wide range of listening demands. These demands can include difficult vocabulary (uncommon terms or colloquial or figurative language), complex grammatical structures and/or abstract or complex ideas. However, lectures and conversations that require the listener to make sense of unexpected or seemingly contradictory information may present some difficulty.</p> <p>When listening to conversations and lectures like these, test takers at the INTERMEDIATE level typically can:</p> <ul style="list-style-type: none"> ■ understand explicitly stated main ideas and important details, especially if they are reinforced, but may have difficulty understanding main ideas that must be inferred or important details that are not reinforced; ■ understand how information is being used (for example, to provide support or describe a step in a complex process); ■ recognize how pieces of information are connected (for example, in a cause-and-effect relationship); ■ understand, though perhaps not consistently, ways that speakers use language for purposes other than to give information (for example, to emphasize a point, express agreement or disagreement, or convey intentions indirectly); and ■ synthesize information from adjacent parts of a lecture or conversation and make correct inferences on the basis of that information, but may have difficulty synthesizing information from separate parts of a lecture or conversation. 	<p>Test takers who receive a score at the LOW level, as you did, typically understand the main idea and some important details of conversations. However, test takers at the low level may have difficulty understanding lectures and conversations in English that involve abstract or complex ideas and recognizing the relationship between those ideas. Test takers at this level also may not understand sections of lectures and conversations that contain difficult vocabulary or complex grammatical structures.</p> <p>Test takers at the LOW level typically can:</p> <ul style="list-style-type: none"> ■ understand main ideas when they are stated explicitly or marked as important, but may have difficulty understanding main ideas if they are not stated explicitly; ■ understand important details when they are stated explicitly or marked as important, but may have difficulty understanding details if they are not repeated or clearly marked as important, or if they are conveyed over several exchanges among different speakers; ■ understand ways that speakers use language to emphasize a point or to indicate agreement or disagreement, but generally only when the information is related to a central theme or is clearly marked as important; and ■ make connections between the key ideas in a conversation, particularly if the ideas are related to a central theme or are repeated.
<p>Practice listening in English daily. Gradually increase the amount of time that you spend listening, the length of the listening selections and the difficulty of the material.</p> <ul style="list-style-type: none"> ■ Listen to different kinds of materials on a variety of topics: <ul style="list-style-type: none"> ▶ Start with familiar topics; then move to topics that are new to you. ▶ Listen to audio and video material on tape/DVD or recorded from TV, radio and the Internet. ▶ Listen to programs with academic content, such as NOVA, BBC and NPR broadcasts. ▶ Listen to conversations and phone recordings. ■ Listen actively: <ul style="list-style-type: none"> ▶ Take notes as you listen for main ideas and important details. ▶ Ask yourself about basic information (Who? What? When? Where? Why? How?). ▶ Make predictions about what you will hear next. ▶ Summarize. ▶ Write down new words and expressions. ■ For more difficult material, listen several times: <ol style="list-style-type: none"> 1. First listen with English subtitles, if they are available; 2. Then, without subtitles, listen for the main ideas and key details; 3. Then listen again to fill in gaps in your basic understanding and to understand the connections between ideas, the structure of the talk and the speakers' attitude. 	<p>Practice listening in English daily. Gradually increase the amount of time that you spend listening, as well as the length of the individual listening selections.</p> <ul style="list-style-type: none"> ■ Listen to different kinds of materials on a variety of topics. <ul style="list-style-type: none"> ▶ Listen to recordings on topics that are familiar to you. ▶ Listen to recordings of English lessons. ▶ Listen to audio and video material on tape/DVD or recorded from TV, radio and the internet. ▶ Listen to short programs with some academic content. ▶ Listen to conversations and phone recordings. ■ Listen actively: <ul style="list-style-type: none"> ▶ Take notes as you listen for main ideas and important details. ▶ Ask yourself about basic information (Who? What? When? Where? Why? How?). ▶ Make predictions about what you will hear next. ▶ Summarize. ▶ Write down new words and expressions. ■ Listen several times to each recording: <ol style="list-style-type: none"> 1. First listen with English subtitles, if they are available; 2. Then, without subtitles, listen for the main ideas and key details; 3. Then listen again to fill in gaps in your basic understanding and to understand the connections between ideas.

Speaking Skills

Speaking About Familiar Topics

LEVEL	GOOD (3.5–4.0)	FAIR (2.5–3.0)
YOUR PERFORMANCE	<p>Your responses indicate an ability to communicate your personal experiences and opinions effectively in English. Overall, your speech is clear and fluent. Your use of vocabulary and grammar is effective with only minor errors. Your ideas are generally well developed and expressed coherently.</p>	<p>Your responses indicate you are able to speak in English about your personal experiences and opinions in a mostly clear and coherent manner. Your speech is mostly clear with only occasional errors. Grammar and vocabulary are somewhat limited and include some errors. At times, the limitations prevent you from elaborating fully on your ideas, but they do not seriously interfere with overall communication.</p>
ADVICE FOR IMPROVEMENT	<p>Look for opportunities to speak to native speakers of English. Interaction with others will improve your speaking ability.</p> <ul style="list-style-type: none"> ■ Ask a native speaker to provide feedback on your pronunciation problems (if any). 	<p>Think about topics related to student life (what type of classes you enjoy taking, what is the best place to study, where you would prefer to live [dorm or off campus]).</p> <ul style="list-style-type: none"> ■ Write down two reasons to explain your preference; practice speaking for one minute about each topic, using connecting words or phrases to help explain your opinion (“the reason I prefer,” “this is important to me because”). <p>Practice speaking for a limited time on different topics without a lot of preparation. Make a list of some general speaking topics (people you admire, places you enjoy visiting, things you enjoy doing).</p> <ul style="list-style-type: none"> ■ Then think of a specific example for each topic (a parent, the market, reading books). ■ Talk about each one for one minute, explaining what you admire or enjoy about each. ■ Repeat your responses to each topic two or three times to build up fluency.

LIMITED (1.5–2.0)	WEAK (0–1.0)
<p>Your responses indicate some difficulty speaking in English about everyday experiences and opinions. Listeners sometimes have trouble understanding you because of noticeable problems with pronunciation, grammar and vocabulary. While you are able to respond partially to the questions, you are not able to fully develop your ideas, possibly due to limited vocabulary and grammar.</p>	<p>Your responses are incomplete. They contain little or no content and are difficult for listeners to understand.</p>
<p>Give yourself about 20 seconds to think about what you did yesterday. After 20 seconds, begin to recount what you did. Try to talk for one minute.</p> <ul style="list-style-type: none"> ■ Pay attention to your use of the past tense. ■ Try to use connecting words and phrases, such as “first,” “then,” “while I was.” <p>Give yourself about 20 seconds to think about what you will probably do tomorrow. Try to talk for one minute. After 20 seconds, begin to talk about what you are planning to do.</p>	<p>Practice speaking about different topics without a lot of preparation.</p> <p>Write down several questions about various topics (for example, about your family, your hobbies, your friends or your school). Select a question and answer it aloud.</p> <p>Think of a story that you are familiar with. Tell the story to several different people. Try to tell the story faster each time.</p>

Speaking Skills

Speaking About Campus Situations

LEVEL	GOOD (3.5–4.0)	FAIR (2.5–3.0)
YOUR PERFORMANCE	<p>Your responses indicate an ability to speak effectively in English about reading material and conversations typically encountered by university students. Overall, your responses are clear and coherent, with only occasional errors of pronunciation, grammar or vocabulary.</p>	<p>Your responses demonstrate an ability to speak in English about reading material and experiences typically encountered by university students. You are able to convey relevant information about conversations, newspaper articles and campus bulletins; however, some details are missing or inaccurate. Limitations of grammar, vocabulary and pronunciation at times cause difficulty for the listener. However, they do not seriously interfere with overall communication.</p>
ADVICE FOR IMPROVEMENT	<p>Look for opportunities to build your fluency in English.</p> <ul style="list-style-type: none"> ■ Take risks and engage others in conversation in English whenever possible. ■ Join an Internet chat room. 	<p>Practice speaking English about everyday topics that are important to students' lives. This will develop your fluency and confidence.</p> <ul style="list-style-type: none"> ■ Find a speaking partner. Set aside time each week to practice speaking with your partner in English. ■ If you can't find a native English speaker, find a friend who wants to practice speaking English and promise to speak only English for a certain period of time. ■ Read articles from campus newspapers that can be found on the Internet. Discuss the articles with a speaking partner or friend. Practice summarizing the articles and expressing your opinions about the articles.

LIMITED (1.5–2.0)	WEAK (0–1.0)
<p>Your responses indicate that you have some difficulty speaking in English about information from conversations, newspaper articles, university publications and so on. While you are able to talk about some of the key information from these sources, limited grammar and vocabulary may prevent you from fully expressing your ideas. Problems with pronunciation make it difficult for listeners to understand you at times.</p>	<p>Your responses are incomplete. They include little or no information about the topic. Your speech is often difficult for listeners to understand, and the meaning is unclear.</p>
<p>Develop friendships with people who want to speak English with you. Interaction with others will improve your speaking ability. If you can't find a native speaker, find a friend who wants to practice speaking English and promise to speak only English for a certain period of time.</p>	<p>Take a conversation class. This will help improve your fluency and pronunciation in English.</p>

Speaking Skills

Speaking About Academic Course Content

LEVEL	GOOD (3.5–4.0)	FAIR (2.5–3.0)
YOUR PERFORMANCE	<p>Your responses demonstrate an ability to communicate effectively in English about academic topics typical of first-year university studies. Your speech is mostly clear and fluent. You are able to use appropriate vocabulary and grammar to explain concepts and ideas from reading or lecture material. You are able to talk about key information and relevant details with only minor inaccuracies.</p>	<p>Your responses demonstrate that you are able to speak in English about academic reading and lecture material, with only minor communication problems. For the most part, your speech is clear and easy to understand. However, some problems with pronunciation and intonation may occasionally cause difficulty for the listener. Your use of grammar and vocabulary is adequate to talk about the topics, but some ideas are not fully developed or are inaccurate.</p>
ADVICE FOR IMPROVEMENT	<p>Record yourself and then listen and transcribe what you said.</p> <ul style="list-style-type: none">■ Read a short article from a newspaper or textbook. Record yourself summarizing the article.■ Transcribe the recording and review the transcription. Think about other ways to say the same thing.	<p>Practice speaking for a limited time on different academic topics.</p> <ul style="list-style-type: none">■ Read a short article from a newspaper or a textbook. Write down key content words from the article.■ Write down 2 or 3 questions about the article that include the content words.■ Practice answering the questions aloud. Try to include the content words in your response.■ After practicing, record your answers to the questions.

LIMITED (1.5–2.0)	WEAK (0–1.0)
<p>In your responses, you are able to use English to talk about the basic ideas from academic reading or lecture materials, but, in general, you include few relevant or accurate details. It is sometimes difficult for listeners to understand your responses because of problems with grammar, vocabulary and pronunciation. Overall, you are able to respond in a general way to the questions, but the amount of information in your responses is limited and the expression of ideas is often vague and unclear.</p>	<p>Your responses are incomplete. They include little or no information about the topic. Your speech is often difficult for listeners to understand, and the meaning is unclear.</p>
<p>Practice speaking about current events.</p> <ul style="list-style-type: none"> ■ Read newspaper articles, editorials and cultural events in English. Share the information that you read with a friend in English. ■ Visit a university class and take notes in the class. Then use your notes to tell a friend about some of the information you heard in English. ■ Develop your academic vocabulary. Write down important new words that you come across while reading or listening and practice pronouncing them. ■ Listen to a weather report and take notes on what you heard. Then give the weather report to a friend in English. 	<p>Increase your vocabulary and improve your grammar in your speech.</p> <ul style="list-style-type: none"> ■ Study basic grammar rules so that your speech is grammatically correct. ■ As you learn new words and expressions, practice pronouncing them clearly. Record yourself as you practice.

Writing Skills

Writing Based on Reading and Listening

LEVEL	GOOD (4.0–5.0)	FAIR (2.5–3.5)
YOUR PERFORMANCE	<p>You responded well to the task, relating the lecture to the reading. Weaknesses, if you have any, might have to do with:</p> <ul style="list-style-type: none"> ■ slight imprecision in your summary of some of the main points, and/or ■ use of English that is occasionally ungrammatical or unclear. 	<p>You responded to the task, relating the lecture to the reading, but your response indicates weaknesses, such as:</p> <ul style="list-style-type: none"> ■ an important idea or ideas may be missing, unclear or inaccurate; and/or ■ it may not be clear how the lecture and the reading passage are related; and/or ■ grammatical mistakes or vague/incorrect uses of words may make the writing difficult to understand.
ADVICE FOR IMPROVEMENT	<p>Continue to improve your ability to relate and convey information from two or more sources. For example, practice analyzing reading passages in English.</p> <ul style="list-style-type: none"> ■ Read two articles or chapters on the same topic or issue, write a summary of each, and then explain the ways they are similar and the ways they are different. ■ Practice combining listening and reading by searching for readings related to talks and lectures with teacher or a friend. 	<p>Practice finding main points.</p> <ul style="list-style-type: none"> ■ Ask a friend to record news and informational programs in English from the television or radio, or download talks or lectures from the Internet. <ul style="list-style-type: none"> ▶ Listen and take notes. Stop the recording about every 30 seconds to write out a short summary of what you heard. ▶ Replay the recording to check your summary. Mark places where you are not sure if you have understood what was said or if you are not sure you have expressed yourself well.

LIMITED (1.0–2.0)

Your response was judged as limited due to:

- failure to understand the lecture or reading passage;
- deficiencies in relating the lecture to the reading passage; and/or
- many grammatical errors and/or very unclear expressions and sentence structures.

Read and listen to academic articles and other material in your own language. Take notes about what you read and hear.

- Begin by taking notes in your own language and then take notes in English.
- Summarize the points in complete English sentences.
- Ask your teacher to review your writing and help you correct your errors.
- Gradually decrease the time it takes you to read the material and write these summaries.
- Practice typing on a standard English (QWERTY) keyboard.

Writing Skills

Writing Based on Knowledge and Experience

LEVEL	GOOD (4.0–5.0)	FAIR (2.5–3.5)
YOUR PERFORMANCE	<p>You responded with a well-organized and developed essay. Weaknesses, if you have any, might have to do with:</p> <ul style="list-style-type: none"> ■ use of English that is occasionally ungrammatical, unclear or unidiomatic, and/or ■ elaboration of ideas or connection of ideas that could have been stronger. 	<p>You expressed ideas with reasons, examples and details, but your response indicated weaknesses, such as:</p> <ul style="list-style-type: none"> ■ you may not provide enough specific support and development for your main points; ■ your ideas may be difficult to follow because of how you organize your essay or because of the language you use to connect your ideas; and/or ■ grammatical mistakes or vague/incorrect uses of words may make the writing difficult to understand.
ADVICE FOR IMPROVEMENT	<p>Continue to improve your ability to express opinions by studying the ways that published writers express their opinions.</p> <ul style="list-style-type: none"> ■ Read articles and essays written by professional writers that express opinions about an issue (for example, a social, environmental or educational issue). <ul style="list-style-type: none"> ▶ Identify the writer's opinion or opinions. ▶ Notice how the writer addresses possible objections to the opinions, if the writer discusses these. 	<p>Write a response to an article or essay in English, taking the opposite viewpoint.</p> <ul style="list-style-type: none"> ■ Outline your response. ■ Note the methods you use to support your ideas. <p>Reread what you have written.</p> <ul style="list-style-type: none"> ■ Make sure your supporting ideas are clearly related to your main point. ■ Note what method you use to develop each of your supporting points. ■ Make sure you have developed each of your points in detail. Is there anything more you could have said to strengthen your points?

LIMITED (1.0–2.0)

You attempted to express your opinion, but your response indicates notable deficiencies, such as:

- your response contains insufficient detail;
- your ideas and your connections of ideas are difficult to understand because of many grammatical errors and/or very unclear expressions and sentence structure; and/or
- your response is only marginally related to the question that was asked.

Study the organization of good paragraphs and essays. A good paragraph discusses ONE main idea. This idea is usually written in the first sentence, which is called the topic sentence. In essay writing, each paragraph should discuss one aspect of the main idea of an essay.

- Write paragraphs in English that focus on one main idea and contain several complete sentences that explain or support that idea.
- Ask your teacher to review your paragraphs for correctness.

Prepare, practice and prove you're ready for success.

Prepare

Download *The Official Guide to the New TOEFL® iBT* as you prepare yourself for test day. Read and listen to actual TOEFL test questions and responses, and learn test tips and strategies.

Practice

For the real TOEFL iBT testing experience visit **TOEFL® Practice Online**, the only official practice test. Improve your skills anytime, anywhere by receiving instant scores and performance feedback.

Prove

Performing well on the TOEFL iBT means **you can go anywhere.**

Get started now!

Visit www.ets.org/toefl/gofurther and take the one test that can take you anywhere.



Listening. Learning. Leading.®

www.ets.org

75092-46035 • UNLWEB108

748936



Copyright © 2008 by Educational Testing Service. All rights reserved. ETS, the ETS logo, LISTENING. LEARNING. LEADING. and TOEFL are registered trademarks of Educational Testing Service (ETS) in the United States of America and other countries throughout the world. 9860